



CATÁLOGO GENERAL

General Catalogue

2015

imagine a tile

Colorker®

CATÁLOGO
GENERAL

General Catalogue

Colorker



TODO EL MUNDO
TIENE UN
AZULEJO QUE LE
REPRESENTA

Esta es la convicción que unió a un grupo de emprendedores provenientes de la industria cerámica en 1987 y les motivó a crear Colorker®.

¿Cómo se cumple un objetivo tan ambicioso? Prestando atención a las necesidades, las emociones y las preferencias más profundas de las personas. Investigando e innovando tanto en el terreno técnico como estético. Y con la confianza que otorga el aval de las principales certificaciones europeas y la participación en proyectos de todas las envergaduras a lo largo y ancho del planeta.

La máxima de Colorker® es permitir tanto a profesionales como a particulares la posibilidad de expresarse a través de la cerámica.

Tenemos todo lo necesario para que puedas contarle al mundo a través de la cerámica quién eres y cómo quieres sentirte.

Te estamos escuchando, imagina un azulejo.

Every person in the world has a tile that represents it. This is the conviction that brought together a group of entrepreneurs from the ceramics industry in 1987 and which motivated them to create Colorker®.

Colorker® is a ceramics company whose maxim is to allow both professionals and individuals to be able to express themselves through ceramics.

How do we accomplish such an ambitious objective? We pay attention to our clients' deepest needs, emotions and preferences. We research and innovate both in technique and in aesthetics. And we have the confidence granted by the endorsement of the main European certification bodies and participation in all sorts of major projects throughout the width and the breadth of the planet.

We have everything you need so that you can tell the world who you are and how you want to feel through ceramics. We're listening to you, just imagine a tile.

Colorker®
imagine a tile



LA CONFIANZA, NUESTRO MEJOR AVAL

La confianza es algo que se logra con dificultad y se pierde con facilidad. Por eso para nosotros es un objetivo permanente la obtención de certificados oficiales que avalen nuestros procesos y nuestro producto. Así podemos fijar siempre objetivos de mejora en los que todos nuestros departamentos están implicados.

Estos son nuestros principales certificados hasta el momento:



Trust is the best guarantee.

Confidence is something that is difficult to achieve, but easy to lose. That is why we are always trying to obtain official certifications that endorse our processes and our products. Thus, we can always set objectives for improvement for each of the departments that are involved.

These are our main certifications to date.



LA INNOVACIÓN FORMA PARTE DE NUESTRO ADN

La innovación forma parte de nuestro ADN desde nuestros orígenes. La investigación para la mejora continua de productos, sistemas de instalación, procesos y, en definitiva, de todos los aspectos de nuestra área de trabajo, es un factor imprescindible para competir en un mundo globalizado.

Por eso el espíritu innovador está presente en las actuaciones de todos nuestros departamentos. Como en el de Diseño y Desarrollo de Productos, que investiga y aplica las nuevas propuestas estéticas y las técnicas de fabricación cerámica más punteras. O en Tecnología, nuestro departamento de Consultoría y Ejecución de Aplicaciones Cerámicas, que tiene como objetivo ofrecer soluciones constructivas que satisfagan las necesidades del profesional.

Innovation has formed part of our DNA ever since the beginning. Research into continuously improving our products, installation systems, processes and, ultimately, all of the aspects of our business, is an indispensable factor for competing in a globalised market.

That is why the innovative spirit is present in the performances of each of our departments. This is especially true in the Product Design and Development Department, which researches and applies the latest aesthetic and technical ceramics manufacturing techniques. The same is true for Tecnología, our Ceramics Applications Consultation and Execution department, which aims to offer building solutions that satisfy professionals' needs.

Colorker



SOLUCIONES A MEDIDA DE TUS PROYECTOS

Desde Tecknología, nuestro departamento de Consultoría y Ejecución de Aplicaciones Cerámicas, ofrecemos soluciones constructivas que resuelven las necesidades de los profesionales del mundo de la arquitectura, la decoración y la construcción.

Estos son los principales sistemas para solucionar el revestimiento de fachadas desarrollados por Tecknología:

TÉCNICA FV

Fachadas ventiladas con sistema visto. Se utilizan anclajes mecánicos que quedan a la vista tras la colocación de las piezas mecanizadas.

Fachadas ventiladas con sistema oculto. Las fijaciones mecánicas con las que se aseguran las piezas quedan ocultas cuando la fachada está finalizada.

TÉCNICA FM

Fachadas cuya colocación requiere el uso de una fijación química con cemento cola y un anclaje mecánico de grapa de seguridad no visible tras el rejuntado. Esta fijación de seguridad está patentada por Colorker®.

TÉCNICA FP

Fachadas que se solucionan utilizando fijación química de cemento cola.

Customized solutions to your project.

From Tecknología, our Ceramics Applications Consultation and Execution department, we offer building solutions that solve the needs of professionals from the realms of architecture, decoration and construction.

These are the main systems for finding a solution to the coating of façades developed by Tecknología:

FV TECHNIQUE

Ventilated façades with a visible system. Mechanical fasteners are used that remain visible after the machined pieces are placed down.

Ventilated façades with a hidden system. The mechanical fasteners which secure the pieces are hidden from view when the façade is finalised.


FM TECHNIQUE

Façades whose placement requires the use of a chemical fastener with cement glue and a safety grip mechanical fastener that is not visible after grouting. This safety fastener is patented by Colorker®.

FP TECHNIQUE

Façades that use a chemical fastener consisting of cement glue.

Colorker



SOMOS ADICTOS A LA NATURALEZA

Somos adictos a la naturaleza. Por eso la reducción del impacto medioambiental de nuestra actividad va más allá de nuestras propias instalaciones gracias al diseño de productos que contribuyen a reducir el consumo energético.

Estos son algunas de las áreas en las que incide nuestro Plan de Gestión Ambiental y que nos ha permitido obtener el reconocimiento de la etiqueta ecológica ISO 14021 y la Autorización Ambiental Integrada (norma Española que garantiza el cumplimiento de la Ley que vela por la protección del medio ambiente y la salud de las personas):

- ♦ Máximo cuidado de los recursos naturales y materias primas, optimizando su uso y minimizando los residuos.
- ♦ Tratamiento de los residuos previamente minimizados para que no resulten perjudiciales a las personas o al ambiente.
- ♦ Plan de reciclaje personalizado para cada una de nuestras factorías.
- ♦ Estudios regulares para la mejora medioambiental.

We are addicted to nature. That is why the reduction of the environmental impact of our activities goes beyond our own facilities thanks to the design of our products, which contribute to reducing energy consumption.

These are a few of the areas protected by our Environmental Management Plan and which have allowed us to obtain recognition from the ecological label ISO 14021 and Integrated Environmental Authorisation (a Spanish standard that guarantees compliance with the Law on Environmental and Human Health Protection):

- ♦ *Maximum care with regards to natural resources and raw materials, optimising their use and minimising waste.*
- ♦ *Treatment of previously minimised waste so that it is not hazardous to people or to the environment.*
- ♦ *Custom recycling plan for each of our factories.*
- ♦ *Regular studies for environmental improvement.*

Colorker

ÍNDICE GENERAL

General Index

ÍNDICE ALFABÉTICO	12
ALPHABETIC INDEX	

ÍNDICE POR FORMATO	14
INDEX BY SIZE	

USO DEL CATÁLOGO	16
USE OF THE CATALOGUE	

MADERAS	18
WOODS	

Eternal Wood	20
Porcelain tiles	

Havana	24
Porcelain tiles	

Natura	26
Porcelain tiles	

New Habitat	30
Porcelain tiles	

Tundra	34
Porcelain tiles	

Wood Soul	38
Porcelain tiles	

Pesos y medidas	42
Packing list	

Características técnicas	43
Technical features	

MÁRMOLES	44
MARBLES	

Adagio	46
Porcelain & White body tiles	

Aurum	50
Porcelain & White body tiles	

Bellagio	58
Porcelain & White body tiles	

Crema Marfil	66
Porcelain & White body tiles	

Crema Parador	70
Porcelain & White body tiles	

Daño	76
Porcelain & White body tiles	

Estatuario	84
Porcelain & White body tiles	

Frapuccino	90
Porcelain tiles	

Invictus	94
Porcelain & White body tiles	

Millenium	100
Porcelain & White body tiles	

Thassos 110
Porcelain & White body tiles

Travertine Stone 114
Porcelain & White body tiles

Pesos y medidas 118
Packing list

Características técnicas 121
Technical features

PIEDRAS 122
STONES

Bluebelle 124
Porcelain tiles

Caesar Stone 130
Porcelain & White body tiles

Citysense 132
Porcelain tiles

Cosmos 138
Porcelain & White body tiles

Desert Dune 146
Porcelain & White body tiles

Desert Rose 150
Porcelain tiles

Living Stone 156
Porcelain tiles

Piedra de Sol 158
Porcelain tiles

Pizarra 160
Porcelain tiles

Quartz 164
Porcelain tiles

Slate 166
Porcelain tiles

Tecni Quartz 168
Porcelain tiles

Urban Mix 170
Porcelain & White body tiles

Veneto 174
Porcelain & White body tiles

Pesos y medidas 180
Packing list

Características técnicas 183
Technical features

CEMENTOS 184
CEMENTS

Activ 186
Porcelain & White body tiles

Block 190
Porcelain tiles

District 194
Porcelain & White body tiles

Gallery 198
Porcelain tiles

Iconick 202
Porcelain tiles

Portland 206
Porcelain tiles

Soft 208
Porcelain tiles

Solid 212
Porcelain tiles

Studio I 218
Porcelain tiles

Trend 224
Porcelain & White body tiles

Vogue 228
Porcelain tiles

Xtreme 232
Porcelain tiles

Pesos y medidas 236
Packing list

Características técnicas 239
Technical features

COTTO & METAL 240
COTTO & METAL

Novum 242
Porcelain tiles

Rustic Metal 244
Porcelain tiles

Vía Terra 248
Porcelain & White body tiles

Pesos y medidas 252
Packing list

Características técnicas 253
Technical features

COLORES 254
COLOURS

Deckó 256
White Body tiles

Edda 260
White Body tiles

Iryo 264
Porcelain & White body tiles

Landscape 268
Porcelain & White body tiles

Mood 272
White Body tiles

Serenity 278
Porcelain & White body tiles

Touch 282
Porcelain & White body tiles

Vivenza 286
Porcelain & White body tiles

Pesos y medidas 294
Packing list

Características técnicas 297
Technical features

BLANCOS & CO. 298
WHITES & CO.

Andes & Austral 300
White Body tiles

Artic, Bamboo & Loop 302
White Body tiles

Avalon, Carnaby & Wall 304
White Body tiles

Diamond 306
White Body tiles

Grace 308
Porcelain & White body tiles

Imagine 310
White Body tiles

& CO. 312
White Body tiles

Pesos y medidas 322
Packing list

CONSEJOS INSTALACIÓN 324
ADVISE OF LAYING

ÍNDICE ALFABÉTICO

Alphabetical Index

A	Activ	186	Citysense	132	Forja	245		
	Adagio	46	Clarity	275	Frame	283		
	Agora	115	Cloe	209	Frames	48		
	Alanis	321	Code	48	Frapuccino	90		
	Alhena	196	Codice	249	Fresh	315		
	Altesse	47	Coffee Time	315	Fringe	126		
	Andes	300	Comet	126	Future	319		
	Arika	293	Cosmos	138				
	Arrow	128	Coupage	313	G	Gallery	198	
	Art Nouveau	283	Craft	154	Genuine	147		
	Artic	302	Crema Marfil	66	Glass	21		
	Atlántida	311	Crema Parador	70	Gourmand	315		
	Aurum	50	Crystal	287	Grace	308		
	Austral	300	Cube Mix	188	Granit	129		
	Autum	28	Cubic	196				
	Avalon	304			H	Hada	77	
	Avenue	136			Havana	24		
			D	Daño	76	Helene	273	
B	Balance	283	Damasco	89	Hidraulic	311		
	Bamboo	302	Dandelión	261	Horizont	273		
	Bellagio	58	Deckó	118				
	Benson	321	Delight	314	I	Iconick	202	
	Berry	313	Desert Dune	146	Identity	314		
	Bistro	315	Desert Rose	150	Imagine	310		
	Block	190	Details	217	In	127		
	Bluebelle	124	Diamond	306	Inspiration	274		
	Bouquet	313	District	194	Invictus	94		
	Bracelet	283	Duo	224	Iryo	264		
	BraveSoul	270	Dubai	316	Iryo class	264		
	Breeze	261	Ducale	290	Iryo line	264		
	Brik	67						
	Brick	135	E	Edda	260	L	LaBelle	314
	Brilliance Decorado	275	Edén	279	Landscape	268		
	Brilliance Tesela	306	Ellis	188	Legance	95		
	Brunch	315	Elton	320	Light	279		
			Emperador	67	Lightsilk	307		
C	Caesar Stone	130	Ereo	309	Livingstone	156		
	Canale	179	Estuario	84	Look	67		
	Capitale	59	Eternal Wood	20	Loop	302		
	Capriccio	315	Evans	161				
	Carnaby	304	Expression	275	M	Magic	290	
	Chain	315			Magnum	60		
	Circle	315	F	Flor Deckó	257	Majestic	111	
			Fluence	314				

Marchese	291
Materia	246
Materico	126
Mattina	313
Millenium	100
Mini	230
Mood	272
Motive	316
Move	95
Mistery	274
N	
Nácar	117
Nares	320
Natura	26
Navy	29
New Habitat	30
Noir Oro	79
Noir Plata	79
Novum	242
O	
October	270
Omnium	314
Ondas	169
Orbit	126
Orquídea	313
Out	127
P	
Palace	59
Paladium	75
Palazzo	291
Papua	320
Party	315
Passion	273
Patterns	48
Perfil Aluminio	211
Perfil Urban	78
Pétalos	85
Piedra de Sol	158
Pietra	117
Pixel	260
Pizarra	160
Poliform	139
Pop	321
Portland	
Prime	196
Provenza	314
Q	
Quadro	95
Quartz	164
Quo	279
R	
Refined	273
Regina	290
Riples	48
River stone	128
Romantic	111
Rosas	313
Rose	246
Rosetón Set	89
Rustic Metal	244
S	
Sail	29
Satland	188
Scales	28
Sensation	314
Serenity	278
Shot	66
Sigma	321
Silence	147
Slate	166
Soft	208
Solid	212
Sphere	261
Spike	39
Spirit	315
Splendore	290
Square	67
Steel	126
Stripe	25
Studio I	218
T	
Tecni Quartz	168
Tempo	274
Texas	131
Thassos	110
The Way	144
Tiara	
Tondo Gold	54
Tondo Silver	62
Torsade	196
Town	196
Tradition	196
Toscana	117
Touch	282
Trace	154
Travertine Stone	114
Trency	226
Trend	224
Troyka	265
Tundra	34
Turner	321
Twin	265
U	
Urban Mix	170
V	
Veneto	174
Veneciana	28
Via Terra	248
Vivenza	286
Vogue	228
Volcán	246
Voyage	28
W	
Wall	304
Wind	126
Wood Soul	38
X	
Xtreme	232
Y	
Yang	279
Yaras	188
Ying	279
Z	
Zen	265

ÍNDICE POR FORMATO

Index by size

PORCELÁNICO

PORCELAIN TILES

Formato Cuadrado

Square Shape

89,3 x 89,3^R		
Solid		212
60 x 60		
Adagio		46
Bluebelle		124
Cosmos		138
Desert Rose		150
Solid		212
Studio I		218
Urban Mix		170
Vía Terra		248
Vogue		228
59,5 x 59,5^R		
Adagio		46
Aurum		50
Bellagio		58
Bluebelle		124
Block		190
Crema Marfil		66
Crema Parador		70
Daíno		76
Desert Rose		150
Estatuario		84
Gallery		198
Iconick		202
Millenium		100
Pizarra		160
Quartz		164
58,5 x 58,5^R		
Aurum		50
Bellagio		58
Crema Marfil		66
Crema Parador		70
Daíno		76
Estatuario		84
Frapuccino		90
Invictus		94
Millenium		100
Thassos		110
45 x 45		
Activ		186
Caesar Stone		130
Crema Marfil		66
Crema Parador		70
Daíno		76
Desert Dune		146
District		194
Estatuario		84
Iryo		264
Landscape		268
Millenium		100
Soft		208
Studio I		218
Travertine Stone		114
Trend		224
44,5 x 44,5^R		
Grace		308
Iconick		202
Rustic Metal		244
Vivenza		286
30,7 x 30,7		
Caesar Stone		130
Cosmos		138
Crema Marfil		66
Crema Parador		70
Daíno		76
Estatuario		84
Millenium		100
Novum		244
Travertine Stone		114
Vía Terra		248
29,5 x 29,5^R		
Pizarra		160
22 x 22		
Veneto		174
Urban Mix		
Urban Mix		170
Veneto		
Veneto		174
Vogue		
Vogue		228
Xtreme		
Xtreme		232

Formato Rectangular

Rectangular Shape

60,5 x 120,5		
Desert Rose		150
59 x 119^R		
Aurum		50
Bellagio		58
Crema Marfil		66
Crema Parador		70
Daíno		76
Estatuario		84
Frapuccino		90
Invictus		94
Millenium		100
44,5 x 89,3^R		
Block		190
Living Stone		156
Piedra del Sol		158
Solid		212
Tundra		
Tundra		34
40 x 60		
Piedra del Sol		158
Tecni - Quartz		168
39,6 x 59,5^R		
Piedra del Sol		158
Tecni - Quartz		168
30 x 60		
Citysense		132
Cosmos		138
Desert Rose		150
Portland		206
Soft		208
Solid		212
Studio I		218
Vía Terra		248
29,5 x 59,5^R		
Bluebelle		124
Block		190
Citysense		132
Desert Rose		150
Iconick		202
Living Stone		156
Pizarra		160
Quartz		164
Slate		166
Solid		212
22 x 45		
Veneto		174

Formato Lama*Slat Shape***22 x 89,3^R**

Citysense	132
Cosmos	138
Eternal wood	20
Havana	24
Natura	26
New Habitat	30
Tundra	34
Woodsoul	38

19,7 x 59,3^R

Piedra del Sol	158
Tecni - Quartz	168

19,5 x 119,7^R

Havana	24
Woodsoul	38

14,5 x 119,7^R

Woodsoul	38
----------	----

14,5 x 89,3^R

Eternal Wood	20
Tundra	34

9,4 x 55^R

Cosmos	138
Solid	212
Vía Terra	248

9,4 x 27,5^R

Cosmos	138
Solid	212
Vía Terra	248

7 x 21

Veneto	174
--------	-----

7 x 14,2

Veneto	174
Vía Terra	248

Otros formatos*Other Shapes***14,5 x 12,5 Hexagon**

Solid	212
Vía Terra	248

PASTA BLANCA*WHITE BODY TILES***30,5 x 90,5**

Andes	300
Aurum	50
Austral	300
Bamboo	302
Crema Marfil	66
Crema Parador	70
Daíno	76
Estatuario	84
Invictus	94
Loop	302
Millenium	100

29,5 x 89,3^R

Andes	300
Aurum	50
Austral	300
Bellagio	58
Crema Marfil	66
Crema Parador	70
Daíno	76
Diamond	306
Estatuario	84
Grace	306
Invictus	94
Loop	302
Millenium	100
Thassos	110
Travertine Stone	114
Vivenza	286

30,5 x 60,5

Andes	300
Artic	302
Austral	300
Crema Marfil	66
Crema Parador	70
Daíno	76
Desert Dune	146
Edda	260
Estatuario	84

29,5 x 59,5^R

Andes	300
Artic	302
Austral	300
Crema Marfil	66
Crema Parador	70
Daíno	76
Estatuario	84
Mood	272

25 x 75

Adagio	46
Andes	300
Austral	300
District	194
Landscape	268

20 x 60,5

Andes	300
Austral	300
Bamboo	302
Imagine	310
Iryo	264
Loop	302
Serenity	278

25 x 40

Activ	186
Avalon	304
Caesar Stone	130
Carnaby	304
Crema Marfil	66
Crema Parador	70
Cosmos	138
Daíno	76
Deckó	256
Estatuario	84
Millenium	100
Touch	282
Travertine Stone	114
Trend	224
Urban Mix	170
Veneto	174
Wall	304

31,6 x 31,6 Pavimento / Floor tile

Colors (Deckó)	256
Serenity	278
Tender (Deckó)	256
Touch	282
Trend	224

USO DEL CATÁLOGO

Use of the catalogue

La reproducción de los colores es aproximada debido a los sistemas de impresión.

Los códigos de precios y las referencias deben verificarse ya que pueden haber errores tipográficos.

El fabricante se reserva el derecho de modificar las características del packing según las condiciones del pedido.

Given the printing systems in use, the colours reproduced herein are roughly equivalent to actual ones.

Price code and product codes should be checked since there be typographical errors.

The manufacturer reserves the right to modify the characteristics as per the terms and conditions of the order.

Ejemplo de página
Example of page



ICONOS DESCRIPTIVOS
DESCRIPTIVE ICONS

P Porcelánico
Porcelain

 Revestimiento
Wall tiles

M Mate
Matt

W_b Pasta blanca
White body

 Pavimento
Floor tiles

G Brillo
Gloss

Nombre de la colección
Name of the collection

Índice y paginación
Index and pagination



Características particulares
Specific features

Características de la colección
Features of the collection

45 x 45	211074	M62
30,7 x 30,7	211072	M55

Medidas
Sizes

Códigos
Codes

Precios
Prices

M Precio por m²
Price per m²

P Precio por pieza
Price per piece

C Precio por caja
Price per box

(x)^R
Rectificado
Rectified

SIBERIA
NEW HABITAT

COTTON
WOOD SOUL

GREY
WOOD SOUL

REGGAE
WOOD SOUL

Colorker

WHITE
ETERNAL WOOD

DECAPÉ
HAVANA

CAMEL
WOOD SOUL

MOBILA
NATURA

DECAPÉ
NATURA

BEIGE
TUNDRA

MIEL
TUNDRA

NOGAL
TUNDRA

FRESNO
NEW HABITAT

NATURE
ETERNAL WOOD

ROBLE
NEW HABITAT

IROKO
NEW HABITAT



ARÁBICA
NEW HABITAT



DARK
WOOD SOUL



SILVER
ETERNAL WOOD



DARK
ETERNAL WOOD



CABERNET
WOOD SOUL



DOCK
HAVANA



MERBAU
NEW HABITAT



ÉBANO
NEW HABITAT

Maderas

WOODS

- 20 Eternal Wood
Porcelain tile
- 24 Havana
Porcelain tile
- 26 Natura
Porcelain tile
- 30 New Habitat
Porcelain tile
- 34 Tundra
Porcelain tile
- 38 Wood Soul
Porcelain tile
- 42 Pesos y medidas
Packing List
- 43 Características técnicas
Technical features

Colorker



ETERNAL WOOD

Espesor (mm)
Thickness

10,3

Deslizamiento
Coefficient of friction

NATURAL: R10 / CLASE I



GRIP: R11 / C / CLASE 3



 DARK

 WHITE

Eternal wood

Porcelain tiles

SILVER



22 x 89,3 ^R	211883	M80
22 x 89,3 ^R Grip RII	212330	M80



14,5 x 89,3 ^R	211887	M81
--------------------------	--------	-----



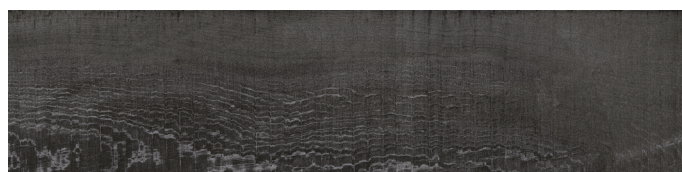
MOSAICO		
30 x 30	212019	M89




LOSETA		
30 x 39,5	212051	P43




DARK



22 x 89,3 ^R	211881	M80
22 x 89,3 ^R Grip RII	212331	M80



14,5 x 89,3 ^R	211885	M81
--------------------------	--------	-----




MOSAICO		
30 x 30	212020	M89



LOSETA		
30 x 39,5	212053	P43

MIX



MOSAICO MIX GLASS F		
30 x 30	212017	P36



CENEFA FÁCIL
Easy frieze



RODAPIÉ 8,7 x 44,5		
Silver	212068	PI6
Dark	212069	PI6

Peldaños Stair pieces



ROMO RANURA	
22 x 89,3	P47



INTEGRAL	
22 x 89,3	P86



ÁNGULO INTEGRAL	
22 x 89,3	P87



NATURE

NATURE



22 x 89,3 ^R	211882	M80
22 x 89,3 ^R Grip RII	212329	M80



14,5 x 89,3 ^R	211886	M81
--------------------------	--------	-----

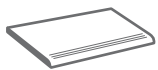


MOSAICO		
30 x 30	212021	M89

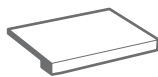


LOSETA		
30 x 39,5	212052	P43

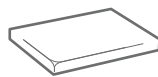
Peldaños
Stair pieces



ROMO RANURA		
22 x 89,3	P47	




INTEGRAL		
22 x 89,3	P86	



ÁNGULO INTEGRAL		
22 x 89,3	P87	

WHITE



22 x 89,3 ^R	211884	M80
22 x 89,3 ^R Grip RII	212328	M80



14,5 x 89,3 ^R	211888	M81
--------------------------	--------	-----



MOSAICO		
30 x 30	212018	M89



LOSETA		
30 x 39,5	212050	P43

MIX



MOSAICO MIX GLASS C

30 x 30 212016 P36

CENEFA FÁCIL
Easy frieze

RODAPIÉ 8,7 x 44,5

Nature 212070 P16

White 212067 P16

WHITE



Colorker

HAVANA



Espesor (mm)
Thickness

11,5
(19,5 x 119,7)

10,3
(22 x 89,3)

Deslizamiento
Coefficient of friction

NATURAL: R10 / CLASE 2



GRIP: R11 / C / CLASE 3



DOCK



19,5 x 119,7 ^R	214335	M84
---------------------------	--------	-----



22 x 89,3 ^R	214419	M80
22 x 89,3 ^R Grip RII	214441	M80



CENEFA STRIPE		
9,2 x 59,8	214443	P45



RODAPIÉ 9,7 x 59,5		
Dock	214606	P24



CENEFA STRIPE DOCK

DECAPÉ



19,5 x 119,7 ^R	214334	M84
---------------------------	--------	-----



22 x 89,3 ^R	214418	M80
22 x 89,3 ^R Grip RII	214440	M80



CENEFA STRIPE		
9,2 x 59,8	214442	P45



RODAPIÉ 9,7 x 59,5		
Decapé	214605	P24



DECAPÉ

Peldaños
Stair pieces



ROMO RANURA		
22 x 89,3	P47	
19,5 x 119,7	P51	



INTEGRAL		
22 x 89,3	P86	
19,5 x 119,7	P88	



ÁNGULO INTEGRAL		
22 x 89,3	P87	
19,5 x 119,7	P89	

Colorker



NATURA

Espesor (mm)
Thickness

10,3

Deslizamiento
Coefficient of friction

NATURAL: R10 / CLASE 2



GRIP: R11 / C / CLASE 3




MOBILA



22 x 89,3 ^R	212664	M80
22 x 89,3 ^R Grip RII	212665	M80



CENEFA		
6 x 60,5	212904	P29



TESELA		
30 x 30	212911	M87



LOSETA		
30 x 44	212909	M87



MOSAICO		
30 x 30	212907	M87


DECAPÉ



22 x 89,3 ^R	212666	M80
22 x 89,3 ^R Grip RII	212667	M80




CENEFA		
6 x 60,5	212903	P29



TESELA		
30 x 30	212910	M87



LOSETA		
30 x 44	212908	M87



MOSAICO		
30 x 30	212906	M89



RODAPIÉ 8,7 x 44,5		
Mobila	212913	PI6
Decapé	212912	PI6

Peldaños
Stair pieces

ROMO RANURA		
22 x 89,3	P47	



INTEGRAL		
22 x 89,3	P86	



ÁNGULO INTEGRAL		
22 x 89,3	P87	



DECAPÉ



VENECIANA MOBILA

MOBILA



AUTUM		
22 x 89,3 ^R	212795	M81




VOYAGE		
22 x 89,3 ^R	212800	M81

VOYAGE, 8 diseños diferentes
Voyage, 8 different designs



SCALES GOLD



VENECIANA		
22 x 89,3 ^R	212898	P49



SCALES GOLD		
22 x 89,3 ^R	212900	P62

DECAPÉ



AUTUM		
22 x 89,3 ^R	212668	M8I



VOYAGE		
22 x 89,3 ^R	212799	M8I

VOYAGE, 8 diseños diferentes
Voyage, 8 different designs



VENECIANA		
22 x 89,3 ^R	212897	P49



SCALES SILVER		
22 x 89,3 ^R	212899	P62



NAVY		
22 x 89,3 ^R	212902	P67



NAVY, SAIL



SAIL		
22 x 89,3 ^R	212901	P67

Colorker



NEW HABITAT

Espesor (mm)
Thickness

10,3

Deslizamiento
Coefficient of friction

R9 / CLASE I



SIBERIA



22 x 89,3^R 210826 M77

FRESNO



22 x 89,3^R 210829 M77

ARÁBICA



22 x 89,3^R 210824 M77

MIX



TESELA F
30 x 30 210944 M87



RODAPIÉ 8 x 45
Siberia 210937 C73
Fresno 210933 C73
Arábica 210931 C73



 FRESNO, TESELA F

Peldaños
Stair pieces



ROMO RANURA
22 x 89,3 P47




INTEGRAL
22 x 89,3 P86



ÁNGULO INTEGRAL
22 x 89,3 P87

Colorker



ROBLE



22 x 89,3 ^R	210839	M77
------------------------	--------	-----

IROKO



22 x 89,3 ^R	210822	M77
------------------------	--------	-----

MERBAU




22 x 89,3 ^R	210827	M77
------------------------	--------	-----

ÉBANO



22 x 89,3 ^R	210828	M77
------------------------	--------	-----

MIX



TESELAC		
30 x 30	210993	M87



RODAPIÉ 8 x 45		
Iroko	210934	C73
Ébano	210932	C73
Merbau	210935	C73
Roble	210936	C73



ROBLE

Peldaños

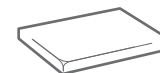
Stair pieces



ROMO RANURA	
22 x 89,3	P47



INTEGRAL	
22 x 89,3	P86



ÁNGULO INTEGRAL	
22 x 89,3	P87

Colorker

TUNDRA



Espesor (mm)
Thickness

10,3

Deslizamiento
Coefficient of friction

NATURAL: R9 / CLASE I




GRIP: R12 / C / CLASE 3



  BEIGE

BEIGE



44,5 x 89,3 ^R	207805	M79
--------------------------	--------	-----



22 x 89,3 ^R	207715	M80
22 x 89,3 ^R Grip R12	208635	M80



14,5 x 89,3 ^R	207712	M81
--------------------------	--------	-----



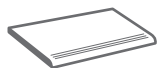
MOSAICO		
30 x 30	209686	M89



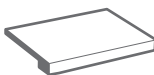
CENEFA FÁCIL
Easy frieze



RODAPIÉ 8 x 45		
Beige	207718	C73

Peldaños
Stair pieces

ROMO RANURA		
22 x 89,3	P47	



INTEGRAL		
22 x 89,3	P86	



ÁNGULO INTEGRAL		
22 x 89,3	P87	

MIEL



44,5 x 89,3 ^R	207806	M79
--------------------------	--------	-----



22 x 89,3 ^R	207716	M80
22 x 89,3 ^R Grip RI2	208636	M80



14,5 x 89,3 ^R	207713	M81
--------------------------	--------	-----




MOSAICO		
30 x 30	209687	M89



RODAPIÉ 8 x 45		
Beige	207719	C73

NOGAL



44,5 x 89,3 ^R	207807	M79
--------------------------	--------	-----



22 x 89,3 ^R	207717	M80
22 x 89,3 ^R Grip RI2	208637	M80



14,5 x 89,3 ^R	207714	M81
--------------------------	--------	-----



MOSAICO		
30 x 30	209688	M89



RODAPIÉ 8 x 45		
Nogal	207720	C73



Peldaños
Stair pieces



ROMO RANURA		
22 x 89,3	P47	



INTEGRAL		
22 x 89,3	P86	



ÁNGULO INTEGRAL		
22 x 89,3	P87	

Tundra

Porcelain tiles



Colorker

WOODSOUL



Espesor (mm)
Thickness

11,5
(19,5 x 119,7 / 14,5 x 119,7)

10,3
(22 x 89,3)

Deslizamiento
Coefficient of friction

NATURAL: R10 / CLASE I



GRIP: R11 / C / CLASE 3




CABERNET



19,5 x 119,7 ^R	214315	M82
---------------------------	--------	-----



14,5 x 119,7 ^R	214327	M85
---------------------------	--------	-----



22 x 89,3 ^R	214377	M80
22 x 89,3 ^R Grip RII	214383	M80



CAMEL



19,5 x 119,7 ^R	214316	M82
---------------------------	--------	-----



14,5 x 119,7 ^R	214328	M85
---------------------------	--------	-----



22 x 89,3 ^R	214378	M80
22 x 89,3 ^R Grip RII	214384	M80



Peldaños
Stair pieces



ROMO RANURA	
22 x 89,3	P47
19,5 x 119,7	P51



INTEGRAL	
22 x 89,3	P86
19,5 x 119,7	P88




ÁNGULO INTEGRAL	
22 x 89,3	P87
19,5 x 119,7	P89



RODAPIÉ 9,7 x 59,5	
Cabernet 214607	P24
Camel 214609	P24

MIX



CENEFA SPIKE MIX	
9,6 x 60	214437 P63

Colorker



GREY



19,5 x 119,7 ^R	214314	M82
---------------------------	--------	-----



14,5 x 119,7 ^R	214326	M85
---------------------------	--------	-----




22 x 89,3 ^R	214376	M80
22 x 89,3 ^R Grip RII	214382	M80

REGGAE



19,5 x 119,7 ^R	214317	M82
---------------------------	--------	-----



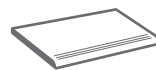
14,5 x 119,7 ^R	214329	M85
---------------------------	--------	-----



22 x 89,3 ^R	214379	M80
22 x 89,3 ^R Grip RII	214385	M80

Peldaños

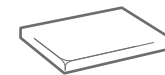
Stair pieces



ROMO RANURA	
22 x 89,3	P47
19,5 x 119,7	P51



INTEGRAL	
22 x 89,3	P86
19,5 x 119,7	P88




ÁNGULO INTEGRAL	
22 x 89,3	P87
19,5 x 119,7	P89


DARK




19,5 x 119,7 ^R	214313	M82
---------------------------	--------	-----



14,5 x 119,7 ^R	214325	M85
---------------------------	--------	-----



22 x 89,3 ^R	214375	M80
22 x 89,3 ^R Grip RII	214381	M80



COTTON




19,5 x 119,7 ^R	214312	M82
---------------------------	--------	-----



14,5 x 119,7 ^R	214324	M85
---------------------------	--------	-----



22 x 89,3 ^R	214374	M80
22 x 89,3 ^R Grip RII	214380	M80



RODAPIÉ 9,7 x 59,5		
Reggae	214612	P24
Grey	214611	P24
Cotton	214608	P24
Dark	214610	P24

PESOS Y MEDIDAS

Packing List

	MADERAS <i>Woods</i>	PIEZAS CAJA PIECES BOX	KG. CAJA KG. BOX	M ² CAJA S.Q.M. BOX	CAJA EUROPALET BOX EUROPALET	KG. EUROPALET KG. EUROPALET	M ² EUROPALET S.Q.M. EUROPALET	
P	Bases	14,5 x 119,7	6	27,16	1,04	36	977,76	37,44
		14,5 x 89,3	8	26	1,04	48	1248	49,92
		19,5 x 119,7	4	25,6	0,93	48	1228,8	44,64
		22 x 89,3	4	18,5	0,79	75	1387,5	59,25
		44,5 x 89,3	3	29,5	1,19	32	944	38,08
Rodapiés		9,7 x 59,5	14	19,24	0,84			
		8,7 x 44,5	26	23,24	1,04			
		8 x 45	28	21,89	1,01			
Navy / Sail / Scales	22 x 89,3	3	14,30	0,59				
Veneciana	22 x 89,3	3	14,00	0,6				
Mosaico	30 x 30	11	20,15	1				
Loseta	30 x 39,5	6	15,90	0,72				
Loseta Natura	30 x 44	6	18,10	0,79				
Tesela	30 x 30	11	22,50	1				
Cenefa Natura	6 x 60,5	20	16,30	0,73				
Cenefa Spike	9,5 x 60	8	10,97	1				
Cenefa Stripe	9,5 x 55	8	10,00	0,4				

CARACTERÍSTICAS TÉCNICAS <i>Technical Features</i>	ISO 13006 UNE-EN 14411	MADERAS <i>Woods</i>
Longitud y anchura <i>Length and width</i>	± 0,6 %	± 0,2 %
Espesor <i>Thickness</i>	± 5,0 %	± 2,0 %
Rectitud de lados <i>Straightness of sides</i>	± 0,5 %	± 0,2 %
Ortogonalidad <i>Rectangularity</i>	± 0,5 %	± 0,2 %
Planitud de superficie <i>Surface flatness</i>	± 0,5 %	± 0,2 %
Absorción de agua <i>Water absorption</i>	E ≤ 0,5 %	E ≤ 0,1 %
Fuerza de rotura (N) <i>Breaking strength</i>	> 1300 N	> 2500 N
Resistencia a la flexión (N/mm²) <i>Modulus of rupture</i>	> 35 N/mm ²	> 45 N/mm ²
Coefficiente de dilatación térmica lineal (1/k) <i>Coefficient of linear thermal expansion</i>	Valor declarado Declared value	6,7 x 10 ⁻⁶
Resistencia al choque térmico <i>Thermal shock resistance</i>	Exigida Required	Resiste Resists
Resistencia al cuarteo <i>Crazing resistance</i>	Exigida Required	Resiste Resists
Resistencia a la helada <i>Frost resistance</i>	Exigida Required	Resiste Resists
Resistencia al desgaste <i>Surface abrasion resistance</i>	No exigida Not required	Según colección Depends on collection
Deslizamiento <i>Coefficient of friction</i>	Valor declarado Declared value	Según colección Depends on collection
Resistencia a productos de limpieza y aditivos para piscina <i>Resistance to household chemicals and swimming pool salts</i>	Valor declarado Declared value	GA
Resistencia a bajas concentraciones <i>Resistance to low concentrations</i>	Valor declarado Declared value	GLA
Resistencia a altas concentraciones <i>Resistance to high concentrations</i>	Valor declarado Declared value	GHA
Resistencia a las manchas <i>Resistance to stains</i>	> 3	5

ESTATUARIO
ESTATUARIO

THASSOS
THASSOS

CREMA
DAÍNO

WHITE
INVICTUS

Colorker

CREMA MARFIL
CREMA MARFIL

STELLA
TRAVERTINE STONE

IVORY
AURUM

STELLA
MILLENIUM

ADAGIO
ADAGIO

NOCE
TRAVERTINE STONE

BEIGE
DAÍNO

CREMA PARADOR
CREMA PARADOR

SILVER
BELLAGIODARK
BELLAGIONOCE
MILLENIUMFRAPUCCINO
FRAPUCCINOBROWN
AURUMAMBER
INVICTUS

Mármoles

MARBLES

- 46 Adagio
White Body & Porcelain tiles
- 50 Aurum
White Body & Porcelain tiles
- 58 Bellagio
White Body & Porcelain tiles
- 66 Crema Marfil
White Body & Porcelain tiles
- 70 Crema Parador
White Body & Porcelain tiles
- 76 Daíno
White Body & Porcelain tiles
- 84 Estatuario
White Body & Porcelain tiles
- 90 Frapuccino
Porcelain tiles
- 94 Invictus
White Body & Porcelain tiles
- 100 Millenium
White Body & Porcelain tiles
- 110 Thassos
White Body & Porcelain tiles
- 114 Travertine Stone
White Body & Porcelain tiles
- 118 Pesos y medidas
Packing List
- 121 Características técnicas
Technical features

Colorker



ADAGIO

Espesor (mm)
Thickness

9,7

ADAGIO




25 x 75	215258	M55
---------	--------	-----



CALMA		
25 x 75	215260	M59



SCALA		
25 x 75	215259	M59



ZÓCALO		
15 x 25	215463	P25



BORDURA		
5 x 25	215464	PI8



HEXAGON (2 different designs)		
34,4 x 39,7	215465	P36



TESELA		
30 x 30	215468	P29



HEXAGON

ADAGIO



60 x 60	215273	M67
59,5 x 59,5 ^R	215556	M68



ALTESSE		
59,5 x 59,5 ^R	215274	M71



RODAPIÉ		
10 x 60	215469	C58
10 x 59,5	215558	C58

ADAGIO



RIPLES		
25 x 75	215406	P39



PATTERNS		
25 x 75	215405	P41



ALTESSE		
25 x 75	215261	M59



FRAMES (set 3 pieces)		
25 x 25	215466	P55



CENEFA FRAMES (set 3 pieces)		
8 x 75	215467	P54



PERFIL CODE GOLD		
1,2 x 75	215490	P24



Adagio

White Body & Porcelain tiles



Colorker




AURUM

Espesor (mm)
Thickness


10,5
(59 x 119 / 58,5 x 58,5)
(30,5 x 90,5 / 29,5 x 89,3)

9,7
(59,5 x 59,5)

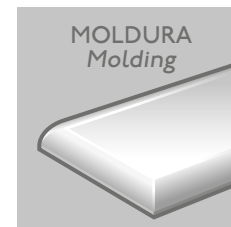
IVORY




29,5 x 89,3 ^R	212299	M70
30,5 x 90,3	212301	M66



MOLDURA		
30,5 x 90,3	212313	M68




CELOSÍA		
30,5 x 90,3	212359	P68
30,5 x 90,3 Plus	212538	P65



DECORADO		
29,5 x 59,5 ^R	212622	P56
29,5 x 89,3 ^R	212309	P75
30,5 x 90,3	212576	P75



SET CENEFA MAGNUM		
14,2 x 89,3 ^R	212545	P89*
14,2 x 90,3	212546	P89*



DECORADO CIERRE		
29,5 x 59,5 ^R	212624	P56
29,5 x 89,3 ^R	212541	P75
30,5 x 90,3	212549	P75



SET LISTELO MAGNUM		
6,8 x 89,3 ^R	212547	P86*
6,8 x 90,3	212548	P86*



PERFIL URBAN		
120 x 1 ^R	209457	P23
120 x 1,5 ^R	209456	P24



LISTELO MAGNUM		
7,5 x 89,3 ^R	212550	P47
7,5 x 90,3	212551	P47

IVORY



ZÓCALO		
20 x 29,5	212552	P28
20 x 30,5	212553	P28

ESQUINA ZÓCALO		
20 x 2,5	212554	P44



BORDURA		
10 x 29,5	212558	P23
10 x 30,5	212566	P23

ESQUINA BORDURA		
10 x 2,5	212567	P40



IVORY



PULIDO		
58,5 x 58,5 ^R	212375	M84
NEO		
59,5 x 59,5 ^R	212373	M68




RODAPIÉ PULIDO		
8 x 58,5	213892	P24
RODAPIÉ NEO		
9,7 x 59,5	212564	P19

TONDO



TONDO GOLD		
29 x 29	212969	P82



ÁNGULO VENTANA PULIDO
58,5 x 58,5 ^R 212987 P87*



PULIDO
59 x 119 ^R 213246 M86

(*) El precio incluye juego de 2 piezas
Price includes the set of two pieces



VENTANA PULIDO
58,5 x 58,5 ^R 212976 P51



ROYAL
59 x 119 ^R 213842 P90



LISTELO TONDO GOLD
10 x 58,5 212970 P59



TACO TONDO GOLD
10 x 10 212971 P49



IMPERIAL
59 x 119 ^R 213851 P90



BROWN



PULIDO		
58,5 x 58,5 ^R	2 2374	M84



RODAPIÉ PULIDO		
8 x 58,5	2 3891	P24

TONDO



TONDO GOLD		
29 x 29	2 2969	P82



ÁNGULO VENTANA PULIDO
58,5 x 58,5 ^R 2 2986 P87*



PULIDO
59 x 119 ^R 2 3247 M86

(*) El precio incluye juego de 2 piezas
Price includes the set of two pieces



VENTANA PULIDO
58,5 x 58,5 ^R 2 2975 P51



ROYAL
59 x 119 ^R 2 3841 P90



LISTELO TONDO GOLD
10 x 58,5 2 2970 P59



TACO TONDO GOLD
10 x 10 2 2971 P49



IMPERIAL
59 x 119 ^R 2 3850 P90



CENTRO PULIDO		
58,5 x 58,5 ^R	212924	P91



ÁNGULO ROSETÓN PULIDO		
58,5 x 58,5 ^R	212922	P91



CENEFA PULIDO		
58,5 x 58,5 ^R	212923	P91



TACO PULIDO		
14,5 x 14,5 ^R	212927	P39




OLAMBRILLA PULIDO		
10 x 10 ^R	212928	P33



LISTELO PULIDO		
14,5 x 58,5 ^R	212926	P68



DESCANSO PULIDO		
14,5 x 58,5 ^R	212925	P26



Aurum

White Body & Porcelain tiles



Colorker

BELLAGIO



Espesor (mm)
Thickness

10,5
(59 x 119 / 58,5 x 58,5)
(29,5 x 89,3)

9,7
(59,5 x 59,5)

DARK



29,5 x 89,3 ^R	213219	M70
--------------------------	--------	-----



DECOR		
29,5 x 89,3 ^R	213223	M74




CENEFA		
7,5 x 89,3 ^R	213476	P47



PALACE		
29,5 x 89,3 ^R	213472	P75



CAPITALE		
29,5 x 89,3 ^R	213478	P75



ZÓCALO		
20 x 29,5	213492	P28

ESQUINA ZÓCALO		
20 x 2,5	213498	P44



BORDURA		
10 x 29,5	213500	P23

ESQUINA BORDURA		
10 x 2,5	213502	P40

MIX



SET CENEFA MAGNUM		
14,2 x 89,3 ^R	213579	P89*



SET LISTELO MAGNUM		
6,8 x 89,3 ^R	213581	P86*

(*) Precio por set
Price per set




CAPITALE DESCANSO		
29,5 x 89,3 ^R	214774	P75

SILVER



29,5 x 89,3 ^R	213218	M70
--------------------------	--------	-----



DECOR		
29,5 x 89,3 ^R	213222	M74




CENEFA		
7,5 x 89,3 ^R	213477	P47



PALACE		
29,5 x 89,3 ^R	213473	P75



CAPITALE		
29,5 x 89,3 ^R	213479	P75



ZÓCALO		
20 x 29,5	213494	P28

ESQUINA ZÓCALO		
20 x 2,5	213499	P44



BORDURA		
10 x 29,5	213501	P23

ESQUINA BORDURA		
10 x 2,5	213503	P40

MIX



SET CENEFA MAGNUM		
14,2 x 89,3 ^R	213579	P89*



SET LISTELO MAGNUM		
6,8 x 89,3 ^R	213581	P86*



CAPITALE DESCANSO		
29,5 x 89,3 ^R	214775	P75

Bellagio
White Body & Porcelain tiles



SILVER




NEO		
59,5 x 59,5 ^R	213226	M68



RODAPIÉ NEO		
9,7 x 59,5	213491	P19

DARK



NEO		
59,5 x 59,5 ^R	213227	M68
PULIDO		
58,5 x 58,5 ^R	213231	M84



RODAPIÉ NEO		
9,7 x 59,5	213490	P19
RODAPIÉ PULIDO		
8 x 58,5	213893	P24



ÁNGULO VENTANA PULIDO		
58,5 x 58,5 ^R	213510	P87*

(*) El precio incluye juego de 2 piezas
Price includes the set of two pieces



VENTANA PULIDO		
58,5 x 58,5 ^R	213509	P51

TONDO



TONDO SILVER		
29 x 29	212972	P82



TACO TONDO SILVER		
10 x 10	212974	P49




LISTELO TONDO SILVER		
10 x 58,5	212973	P59

Bellagio


White Body & Porcelain tiles



PULIDO		
59 x 119 ^R	213233	M86




ROYAL		
59 x 119 ^R	213843	P90



IMPERIAL		
59 x 119 ^R	213852	P90



 DARK, TONDO SILVER



CENTRO PULIDO
58,5 x 58,5^R 213508 P91




ÁNGULO ROSETÓN PULIDO
58,5 x 58,5^R 213506 P91




CENEFA PULIDO
58,5 x 58,5^R 213507 P91



LISTELO PULIDO
14,5 x 58,5^R 213512 P68



DESCANSO PULIDO
14,5 x 58,5^R 213511 P26



TACO PULIDO
14,5 x 14,5^R 213513 P39



Bellagio
White Body & Porcelain tiles



Colorker



CREMA MARFIL

Espeor (mm)
Thickness

10,5
(59,5 x 119 / 58,5 x 58,5)
(30,5 x 90,5 / 29,5 x 89,3)

9,7
(59,5 x 59,5 / 45 x 45)
(30,5 x 60,5 / 29,5 x 59,5)

8,5
(25 x 40)

8,2
(30,7 x 30,7)

CREMA MARFIL



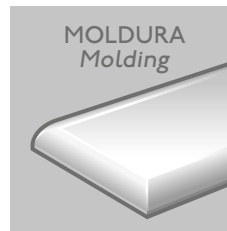
29,5 x 59,5 ^R	209954	M61
30,5 x 60,5	209960	M53
29,5 x 89,3 ^R	209981	M70
30,5 x 90,3	209978	M66



25 x 40	214656	M43
---------	--------	-----



MOLDURA		
30,5 x 90,3	209979	M68



DECORADO SQUARE		
29,5 x 89,3 ^R	210346	P75
30,5 x 90,3	210347	P75



LISTELO SQUARE		
5,4 x 59,5 ^R	210439	P27
5,4 x 60,5 ^R	210438	P27



CENEFA EMPERADOR		
7,5 x 59,5 ^R	212413	P37
7,5 x 60,5	212412	P37
7,5 x 89,3 ^R	212415	P47
7,5 x 90,3	212414	P47



ZÓCALO EMPERADOR		
20 x 29,5	212406	P28
20 x 30,5	212407	P28

ESQUINA ZÓCALO		
20 x 2,5	212408	P44



BORDURA EMPERADOR		
10 x 29,5	212409	P23
10 x 30,5	212410	P23

ESQUINA BORDURA		
10 x 2,5	212411	P40




CENEFA		
8 x 25	214907	PI5



CENEFA SHOT		
3,5 x 29,5 ^R	007846	P20



CENEFA LOOK		
3,5 x 29,5 ^R	007845	P20



CENEFA BRIK		
3,5 x 29,5 ^R	007844	P20



TRIM		
5 x 25	215107	PI0
5 x 29,5	214296	P23



TORELO		
4,5 x 25	214898	PII



LISTELO		
3,6 x 25	214889	PI0




MEDIA CAÑA		
2 x 25	214916	P9



CREMA MARFIL



NEO		
30,7 x 30,7	211648	M58
45 x 45	211541	M62
59,5 x 59,5 ^R	211171	M68
PULIDO		
58,5 x 58,5 ^R	213703	M84



PULIDO		
59 x 119 ^R	213680	M86



RODAPIÉ NEO		
8,7 x 45	211805	P14
9,7 x 59,5	211580	P19
RODAPIÉ PULIDO		
8 x 58,5	213899	P24




ROYAL		
59 x 119 ^R	213845	P90




IMPERIAL		
59 x 119 ^R	213854	P90

MIX



MOSAICO MIX
30 x 30 213839 M89



MOSAICO MIX GOLD
30 x 30 213840 M89



ROSETÓN PALADIUM
119,5 x 119,5^R 211712 P91

4 Different designs



TACO PALADIUM 1
14,7 x 14,7^R 211714 P23



TACO PALADIUM 2
14,7 x 14,7^R 211715 P23



TACO PALADIUM 3
14,7 x 14,7^R 211716 P23



TACO PALADIUM 4
14,7 x 14,7^R 211717 P23



CENEFA PALADIUM
14,7 x 59,5^R 211713 P42

Colorker

CREMA PARADOR



Espesor (mm)
Thickness

10,5
(59,5 x 119 / 58,5 x 58,5)
(30,5 x 90,5 / 29,5 x 89,3)

9,7
(59,5 x 59,5 / 45 x 45)
(30,5 x 60,5 / 29,5 x 59,5)


8,5
(25 x 40)

8,2
(30,7 x 30,7)

CREMA PARADOR



29,5 x 59,5 ^R	210315	M61
30,5 x 60,5	210314	M53
29,5 x 89,3 ^R	210322	M70
30,5 x 90,3	210320	M66



25 x 40	214657	M43
---------	--------	-----



CENEFA		
8 x 25	214908	PI5



LISTELO		
3,6 x 25	214890	PI0




TORELO		
4,5 x 25	214899	PII




TRIM		
5 x 25	215108	PI0



MEDIA CAÑA		
2 x 25	214917	P9



MOLDURA		
30,5 x 90,3	210321	M68



MOLDURA
Molding



DECORADO SQUARE		
29,5 x 89,3 ^R	210344	P75
30,5 x 90,3	210345	P75



PERFIL URBAN		
120 x 1 ^R	209457	P23
120 x 1,5 ^R	209456	P24



LISTELO SQUARE		
5,4 x 59,5 ^R	210435	P27
5,4 x 60,5 ^R	210434	P27



CENEFA EMPERADOR		
7,5 x 59,5 ^R	212413	P37
7,5 x 60,5	212412	P37
7,5 x 89,3 ^R	212415	P47
7,5 x 90,3	212414	P47



CENEFA SHOT		
3,5 x 29,5 ^R	007846	P20



CENEFA BRIK		
3,5 x 29,5 ^R	007844	P20



CENEFA NOIR ORO		
6,5 x 29,5 ^R	209941	P39
6,5 x 30,5 ^R	209942	P39



CENEFA LOOK		
3,5 x 29,5 ^R	007845	P20



ZÓCALO EMPERADOR		
20 x 29,5	212406	P28
20 x 30,5	212407	P28



BORDURA EMPERADOR		
10 x 29,5	212409	P23
10 x 30,5	212410	P23



ZÓCALO ORO		
15 x 29,5	209937	P48
15 x 30,5	209938	P48



ESQUINA ZÓCALO		
15 x 2	210104	P47



CORNISA ORO		
5 x 29,5	209939	P41
5 x 30,5	209940	P41



ESQUINA CORNISA		
5 x 2,5	210105	P43



CREMA PARADOR



NEO		
30,7 x 30,7	211649	M58
45 x 45	211542	M62
59,5 x 59,5 ^R	211170	M68
PULIDO		
58,5 x 58,5 ^R	212379	M84



RODAPIÉ NEO		
8,7 x 45	211806	P14
9,7 x 59,5	211581	P19
RODAPIÉ PULIDO		
8 x 58,5	213894	P24

TONDO



TONDO GOLD		
29 x 29	212969	P82

Crema Parador

White Body & Porcelain tiles



ÁNGULO VENTANA PULIDO
58,5 x 58,5 ^R 212988 P87*



PULIDO
59 x 119 ^R 213248 M86

(* El precio incluye juego de 2 piezas
Price includes the set of two pieces



VENTANA PULIDO
58,5 x 58,5 ^R 212977 P51



ROYAL
59 x 119 ^R 213844 P90



LISTELO TONDO GOLD
10 x 58,5 212970 P59



TACO TONDO GOLD
10 x 10 212971 P49



IMPERIAL
59 x 119 ^R 213853 P90

CREMA PARADOR



CENEFA PULIDO		
58,5 x 58,5 ^R	213086	P91




ÁNGULO ROSETÓN PULIDO		
58,5 x 58,5 ^R	213085	P91



LISTELO PULIDO		
18,7 x 58,5 ^R	213089	P68



CENTRO PULIDO
58,5 x 58,5^R 213087 P91



TACO PULIDO
18,7 x 18,7^R 213090 P39



OLAMBRILLA PULIDO
10 x 10^R 213091 P33



ROSETÓN PALADIUM
119,5 x 119,5^R 211712 P91


4 Different designs



DESCANSO PULIDO
18,7 x 58,5^R 213088 P26



TACO PALADIUM 1
14,7 x 14,7^R 211714 P23



TACO PALADIUM 2
14,7 x 14,7^R 211715 P23



TACO PALADIUM 3
14,7 x 14,7^R 211716 P23



TACO PALADIUM 4
14,7 x 14,7^R 211717 P23



CENEFA PALADIUM
14,7 x 59,5^R 211713 P42

Colorker

DAÍNO



Espesor (mm)
Thickness

10,5

(59 x 119 / 58,5 x 58,5)
(30,5 x 90,5 / 29,5 x 89,3)

9,7

(59,5 x 59,5 / 45 x 45)
(30,5 x 60,5 / 29,5 x 59,5)


8,5

(25 x 40)


8,2

(30,7 x 30,7)

CREMA




29,5 x 59,5 ^R	209958	M61
30,5 x 60,5	209964	M53
29,5 x 89,3 ^R	209521	M70
30,5 x 90,3	209519	M66



25 x 40	214659	M43
---------	--------	-----



MOLDURA		
30,5 x 90,3	209795	M68



CENEFA		
7,5 x 59,5 ^R	210002	P37
7,5 x 60,5	210000	P37
7,5 x 89,3 ^R	219998	P47
7,5 x 90,3	219996	P47



CENEFA		
8 x 25	214905	PI5



LISTELO		
3,6 x 25	214887	PI0



DECORADO HADA		
29,5 x 89,3 ^R	209529	P77
30,5 x 90,3	209527	P77




TORELO		
4,5 x 25	214896	PII




TRIM		
5 x 25	215110	PI0



LISTELO HADA		
5,4 x 89,3 ^R	209537	P44
5,4 x 90,3	209535	P44



ZÓCALO		
20 x 29,5	209921	P28
20 x 30,5	209922	P28



BORDURA		
10 x 29,5	209925	P23
10 x 30,5	209926	P23

ESQUINA ZÓCALO		
20 x 2,5	210135	P44

ESQUINA BORDURA		
10 x 2,5	210142	P40

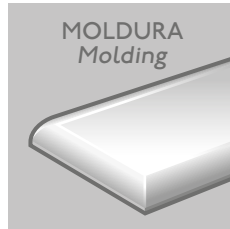
BEIGE



25 x 40	214658	M43
---------	--------	-----




29,5 x 59,5 ^R	209957	M61
30,5 x 60,5	209963	M53
29,5 x 89,3 ^R	209520	M70
30,5 x 90,3	209518	M66



MOLDURA		
30,5 x 90,3	209794	M68



CENEFA		
8 x 25	214906	PI5



CENEFA		
7,5 x 59,5 ^R	210001	P37
7,5 x 60,5	219999	P37
7,5 x 89,3 ^R	219997	P47
7,5 x 90,3	219995	P47



LISTELO		
3,6 x 25	214888	PI0



MEDIA CAÑA		
2 x 25	214915	P9



DECORADO HADA		
29,5 x 89,3 ^R	209528	P77
30,5 x 90,3	209526	P77



TORELO		
4,5 x 25	214897	PII

DECORADO HADA MOLDURA		
30,5 x 90,3	209530	P77




TRIM		
5 x 25	215109	PI0



LISTELO HADA		
5,4 x 89,3 ^R	209536	P44
5,4 x 90,3	209534	P44




ZÓCALO		
20 x 29,5	209919	P28
20 x 30,5	209920	P28




BORDURA		
10 x 29,5	209923	P23
10 x 30,5	209924	P23

ESQUINA ZÓCALO		
20 x 2,5	210134	P44

ESQUINA BORDURA		
10 x 2,5	210141	P40



 BEIGE, DECORADO HADA

PERFIL URBAN		
120 x 1 ^R	209457	P23
120 x 1,5 ^R	209456	P24



CENEFA NOIR PLATA		
6,5 x 29,5 ^R	209935	P39
6,5 x 30,5 ^R	209936	P39



CENEFA NOIR ORO		
6,5 x 29,5 ^R	209941	P39
6,5 x 30,5 ^R	209942	P39




ZÓCALO PLATA		
15 x 29,5	209931	P48
15 x 30,5	209932	P48

ESQUINA ZÓCALO		
15 x 2	210102	P47



CORNISA PLATA		
5 x 29,5	209933	P41
5 x 30,5	209934	P41

ESQUINA CORNISA		
5 x 2,5	210103	P43



ZÓCALO ORO		
15 x 29,5	209937	P48
15 x 30,5	209938	P48

ESQUINA ZÓCALO		
15 x 2	210104	P47



CORNISA ORO		
5 x 29,5	209939	P41
5 x 30,5	209940	P41

ESQUINA CORNISA		
5 x 2,5	210105	P43



CREMA



NEO		
30,7 x 30,7	211654	M58
45 x 45	211537	M62
59,5 x 59,5 ^R	211169	M68



RODAPIÉ NEO		
8,7 x 45	211803	PI4
9,7 x 59,5	211583	PI9

BEIGE



NEO		
30,7 x 30,7	211653	M58
45 x 45	211538	M62
59,5 x 59,5 ^R	211168	M68
PULIDO		
58,5 x 58,5 ^R	212324	M84



RODAPIÉ NEO		
8,7 x 45	211804	PI4
9,7 x 59,5	211584	PI9
RODAPIÉ PULIDO		
8 x 58,5	213895	P24



ÁNGULO VENTANA PULIDO		
58,5 x 58,5 ^R	212989	P87*

(*) El precio incluye juego de 2 piezas
Price includes the set of two pieces



VENTANA PULIDO		
58,5 x 58,5 ^R	212978	P51

MIX

Crema + Beige



LISTELO BEIGE / CREMA		
9 x 44,5	209563	P23
9 x 45	209994	P23



TACO A		
9 x 9	209564	P22



TACO B		
9 x 9	209565	P22

TONDO



TONDO GOLD		
29 x 29	212969	P82



LISTELO TONDO GOLD		
10 x 58,5	212970	P59



TACO TONDO GOLD		
10 x 10	212971	P49

BEIGE




PULIDO		
59 x 119 ^R	213243	M86



ROYAL		
59 x 119 ^R	213846	P90



IMPERIAL		
59 x 119 ^R	213855	P90





CENEFA PULIDO		
58,5 x 58,5 ^R	213086	P91




ÁNGULO ROSETÓN PULIDO		
58,5 x 58,5 ^R	213085	P91



LISTELO PULIDO		
18,7 x 58,5 ^R	213089	P68




CENTRO PULIDO
58,5 x 58,5^R 213087 P91



TACO PULIDO
18,7 x 18,7^R 213090 P39



OLAMBRILLA PULIDO
10 x 10^R 213091 P33



DESCANSO PULIDO
18,7 x 58,5^R 213088 P26



ROSETÓN PALADIUM
119,5 x 119,5^R 211712 P91

4 Different designs



TACO PALADIUM 1
14,7 x 14,7^R 211714 P23



TACO PALADIUM 2
14,7 x 14,7^R 211715 P23



TACO PALADIUM 3
14,7 x 14,7^R 211716 P23



TACO PALADIUM 4
14,7 x 14,7^R 211717 P23



CENEFA PALADIUM
14,7 x 59,5^R 211713 P42

Colorker



ESTATUARIO

Espesor (mm)
Thickness

10,5
(59 x 119 / 58,5 x 58,5)
(30,5 x 90,5 / 29,5 x 89,3)

9,7
(59,5 x 59,5 / 45 x 45)
(30,5 x 60,5 / 29,5 x 59,5)

8,5
(25 x 40)

8,2
(30,7 x 30,7)

ESTATUARIO



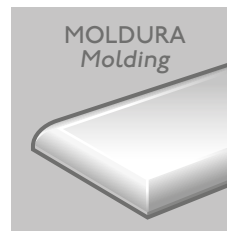
29,5 x 59,5 ^R	209959	M61
30,5 x 60,5	209965	M53
29,5 x 89,3 ^R	209747	M70
30,5 x 90,3	209732	M66



25 x 40	214660	M43
---------	--------	-----



MOLDURA		
30,5 x 90,3	209792	M68



CENEFA		
7,5 x 59,5 ^R	210022	P37
7,5 x 60,5	210021	P37
7,5 x 89,3 ^R	209876	P47
7,5 x 90,3	209877	P47



CENEFA		
6,3 x 25	214909	PI9



DECORADO PÉTALOS		
29,5 x 89,3 ^R	209874	P77
30,5 x 90,3	209875	P77



LISTELO		
3,6 x 25	214891	PI0



MEDIA CAÑA		
2 x 25	214918	P9



ZÓCALO		
20 x 29,5	209862	P28
20 x 30,5	209863	P28




BORDURA		
10 x 29,5	209864	P23
10 x 30,5	209865	P23



TORELO		
4,5 x 25	214900	PII



TRIM		
5 x 25	215112	PI0





ESTATUARIO



NEO		
30,7 x 30,7	211650	M58
45 x 45	211536	M62
59,5 x 59,5 ^R	211172	M68
PULIDO		
58,5 x 58,5 ^R	212378	M84



RODAPIÉ NEO		
8,7 x 45	211809	P14
9,7 x 59,5	211582	P19
RODAPIÉ PULIDO		
8 x 58,5	213896	P24

TONDO



TONDO SILVER		
29 x 29	212972	P82




ÁNGULO VENTANA PULIDO		
58,5 x 58,5 ^R	212994	P87*



PULIDO		
59 x 119 ^R	213242	M86

(*) El precio incluye juego de 2 piezas
Price includes the set of two pieces



VENTANA PULIDO		
58,5 x 58,5 ^R	212983	P51



ROYAL		
59 x 119 ^R	213847	P90



TACO TONDO SILVER		
10 x 10	212974	P49



LISTELO TONDO SILVER		
10 x 58,5	212973	P59



IMPERIAL		
59 x 119 ^R	213856	P90




ESTATUARIO, CENEFA DAMASCO, LISTELO DAMASCO



CENTRO PULIDO
58,5 x 58,5^R 213508 P91




ÁNGULO ROSETÓN PULIDO
58,5 x 58,5^R 213506 P91



CENEFA PULIDO
58,5 x 58,5^R 213507 P91



LISTELO PULIDO
14,5 x 58,5^R 213512 P68



DESCANSO PULIDO
14,5 x 58,5^R 213511 P26



TACO PULIDO
14,5 x 14,5^R 213513 P39

PERFIL URBAN		
120 x 1	209457	P23
120 x 1,5	209456	P24



ZÓCALO PLATA		
15 x 29,5	209931	P48
15 x 30,5	209932	P48
ESQUINA ZÓCALO		
15 x 2	210102	P47



CORNISA PLATA		
5 x 29,5	209933	P41
5 x 30,5	209934	P41
ESQUINA CORNISA		
5 x 2,5	210103	P43



CENEFA NOIR PLATA		
6,5 x 29,5 ^R	209935	P39
6,5 x 30,5 ^R	209936	P39



SET ROSETÓN		
119,5 x 119,5 ^R	211718	P91



LISTELO DAMASCO PLATA		
3 x 59,5	210018	P43
3 x 60,5	210017	P43
3 x 89,3	209870	P55
3 x 90,3	209871	P55



CENEFA DAMASCO PLATA		
9,6 x 30	209866	P62




CIERRE A		
9,6 x 6,5	209868	P25



CIERRE B		
9,6 x 6,5	210098	P23



LISTELO DAMASCO ORO		
3 x 59,5	210020	P43
3 x 60,5	210019	P43
3 x 89,3	209872	P55
3 x 90,3	209873	P55



CENEFA DAMASCO ORO		
9,6 x 30	209867	P62



CIERRE A		
9,6 x 6,5	209869	P25



CIERRE B		
9,6 x 6,5 ^R	210099	P23

Colorker



FRAPUCCINO

Espesor (mm)
Thickness

10,5

FRAPUCCINO



PULIDO		
58,5 x 58,5 ^R	212536	M84



ÁNGULO VENTANA PULIDO		
58,5 x 58,5 ^R	212992	P87*

(*) El precio incluye juego de 2 piezas
Price includes the set of two pieces



RODAPIÉ PULIDO		
8 x 58,5	213897	P24



VENTANA PULIDO		
58,5 x 58,5 ^R	212992	P51

TONDO



TONDO GOLD		
29 x 29	212969	P82




LISTELO TONDO GOLD		
10 x 58,5	212970	P59



TACO TONDO GOLD		
10 x 10	212971	P49



FRAPUCCINO



CENEFA PULIDO		
58,5 x 58,5 ^R	212959	P91



CENTRO PULIDO		
58,5 x 58,5 ^R	212960	P91



ÁNGULO ROSETÓN PULIDO		
58,5 x 58,5 ^R	212958	P91



TACO PULIDO		
18,7 x 18,7 ^R	212953	P39



OLAMBRILLA PULIDO		
10 x 10 ^R	212954	P33




LISTELO PULIDO		
18,7 x 58,5 ^R	212957	P68




DESCANSO PULIDO		
18,7 x 58,5 ^R	212956	P26

Frapuccino


Porcelain tiles



PULIDO		
59 x 119 ^R	213244	M86



ROYAL		
59 x 119 ^R	213848	P90



IMPERIAL		
59 x 119 ^R	213857	P90



FRAPUCCINO

FRAPUCCINO ROYAL

Colorker

INVICTUS



Espesor (mm)
Thickness

10,5
(59 x 119 / 58,5 x 58,5)
(30,5 x 90,5 / 29,5 x 89,3)


WHITE



29,5 x 89,3 ^R	214653	M70
30,5 x 90,3	214625	M66



MOLDURA		
30,5 x 90,3	214651	M68

MOLDURA
Molding

QUADRO		
29,5 x 89,3 ^R	215137	P59
30,5 x 90,3	215133	P58



MOVE INTENSE		
29,5 x 89,3 ^R	215136	P63
30,5 x 90,3	215132	P62




MOVE		
29,5 x 89,3 ^R	215135	P63
30,5 x 90,3	215131	P62




LEGANCE		
29,5 x 89,3 ^R	215134	P68
30,5 x 90,3	215130	P67

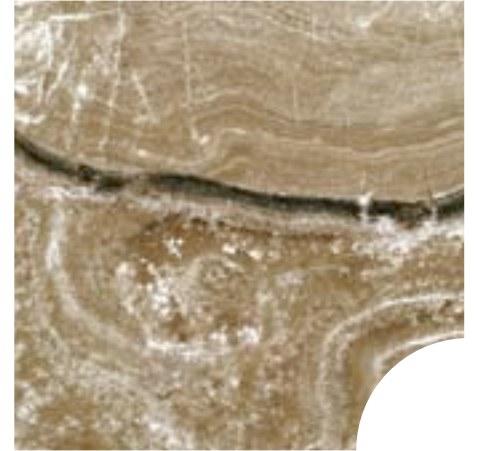


 WHITE

AMBER



PULIDO		
58,5 x 58,5 ^R	214620	M84




ÁNGULO VENTANA PULIDO		
58,5 x 58,5 ^R	214940	P87*



RODAPIÉ PULIDO		
8 x 58,5	214828	C24

WHITE



PULIDO		
58,5 x 58,5 ^R	214621	M84



ÁNGULO VENTANA PULIDO		
58,5 x 58,5 ^R	215129	P87*



RODAPIÉ PULIDO		
8 x 58,5	214827	C24

(* El precio incluye juego de 2 piezas
Price includes the set of two pieces



PULIDO
59 x 119^R 214348 M86



PULIDO
59 x 119^R 214347 M86

TONDO




TONDO SILVER
29 x 29 212972 P82



TACO TONDO SILVER
10 x 10 212974 P49



LISTELO TONDO SILVER
10 x 58,5 212973 P59

 WHITE, TONDO SILVER



MIX



CENTRO PULIDO
58,5 x 58,5^R 214934 P91



ÁNGULO ROSETÓN PULIDO
58,5 x 58,5^R 214933 P91



CENEFA PULIDO
58,5 x 58,5^R 214935 P91




OLAMBRILLA PULIDO
10 x 10^R 215528 P39



TACO PULIDO
18,7 x 18,7^R 215527 P39



LISTELO PULIDO
18,7 x 58,5^R 215525 P68



DESCANSO PULIDO
18,7 x 58,5^R 215526 P68



Invictus
White Body & Porcelain tiles



Colorker



MILLENIUM

Espesor (mm)
Thickness

10,5
(59 x 119 / 58,5 x 58,5)
(30,5 x 90,5 / 29,5 x 89,3)

9,7
(59,5 x 59,5 / 45 x 45)

8,5
(25 x 40)

8,2
(30,7 x 30,7)


NOCE



29,5 x 89,3 ^R	212298	M70
30,5 x 90,3	212296	M66



MOLDURA		
30,5 x 90,3	212312	M68

MOLDURA
Molding

DECORADO		
29,5 x 89,3 ^R	212308	P75
30,5 x 90,3	212575	P75



SET CENEFA MAGNUM		
14,2 x 89,3 ^R	212496	P89*
14,2 x 90,3	212497	P89*



SET LISTELO MAGNUM		
6,8 x 89,3 ^R	212498	P86*
6,8 x 90,3	212499	P86*

(*) Precio por set
Price per set



LISTELO		
7,5 x 89,3 ^R	212495	P47
7,5 x 90,3	212494	P47



ZÓCALO		
20 x 29,5	212503	P28
20 x 30,5	212504	P28
ESQUINA ZÓCALO		
20 x 2,5	212505	P44



BORDURA		
10 x 29,5	212509	P23
10 x 30,5	212510	P23
ESQUINA BORDURA		
10 x 2,5	212511	P40



CENEFA MAGNUM


STELLA



25 x 40	214663	M43
---------	--------	-----



MOLDURA		
30,5 x 90,3	212311	M68



CENEFA		
8 x 25	214913	P15



29,5 x 89,3 ^R	212297	M70
30,5 x 90,3	212295	M66



LISTELO		
3,6 x 25	214895	P10



MEDIA CAÑA		
2 x 25	214922	P9



TORELO		
4,5 x 25	214904	PII



DECORADO		
29,5 x 89,3 ^R	212307	P75
30,5 x 90,3	212574	P75



TRIM		
5 x 25	215115	PI0



PERFIL URBAN		
120 x 1	209457	P23
120 x 1,5	209456	P24



ZÓCALO		
20 x 29,5	212500	P28
20 x 30,5	212501	P28



ESQUINA ZÓCALO		
20 x 2,5	212502	P44




BORDURA		
10 x 29,5	212506	P23
10 x 30,5	212507	P23



ESQUINA BORDURA		
10 x 2,5	212508	P40

CREMA




25 x 40 214664 M43

CENEFA
8 x 25 214912 P15LISTELO
3,6 x 25 214894 P10MEDIA CAÑA
2 x 25 214921 P9TORELO
4,5 x 25 214903 P11TRIM
5 x 25 215116 P10



CREMA



NEO		
30,7 x 30,7	212711	M58
45 x 45	212643	M64



RODAPIÉ NEO		
8,7 x 45	213117	P14

STELLA



NEO		
30,7 x 30,7	212712	M58
45 x 45	212641	M64
59,5 x 59,5 ^R	212390	M68
PULIDO		
58,5 x 58,5 ^R	212376	M84



RODAPIÉ NEO		
8,7 x 45	212724	P14
9,7 x 59,5	212514	P19
RODAPIÉ PULIDO		
8 x 58,5	213898	P24

TONDO



TONDO GOLD		
29 x 29	212969	P82

MIX



ÁNGULO VENTANA PULIDO		
58,5 x 58,5 ^R	212991	P87*




PULIDO		
59 x 119 ^R	213245	M86



MOSAICO MIX		
30 x 30	213833	M89


(*) El precio incluye juego de 2 piezas
Price includes the set of two pieces



VENTANA PULIDO		
58,5 x 58,5 ^R	212980	P51



ROYAL		
59 x 119 ^R	213849	P90



MOSAICO MIX GOLD		
30 x 30	213834	M89



LISTELO TONDO GOLD		
10 x 58,5	212970	P59



TACO TONDO GOLD		
10 x 10	212971	P49



IMPERIAL		
59 x 119 ^R	213858	P90

NOCE



NEO		
45 x 45	212640	M64
59,5 x 59,5 ^R	212391	M68
PULIDO		
58,5 x 58,5 ^R	212377	M84




RODAPIÉ NEO		
8,7 x 45	212725	P14
9,7 x 59,5	212516	P19
RODAPIÉ PULIDO		
8 x 58,5	214395	P24



ÁNGULO VENTANA PULIDO		
58,5 x 58,5 ^R	212990	P87*

(*) El precio incluye juego de 2 piezas
Price includes the set of two pieces



VENTANA PULIDO		
58,5 x 58,5 ^R	212979	P51

TONDO



TONDO GOLD		
29 x 29	212969	P82



LISTELO TONDO GOLD		
10 x 58,5	212970	P59



TACO TONDO GOLD		
10 x 10	212971	P49





MIX



CENEFA PULIDO		
58,5 x 58,5 ^R	212930	P91



CENTRO PULIDO		
58,5 x 58,5 ^R	212931	P91



ÁNGULO ROSETÓN PULIDO		
58,5 x 58,5 ^R	212929	P91




OLAMBRILLA PULIDO		
10 x 10 ^R	212935	P33



TACO PULIDO		
18,7 x 18,7 ^R	212934	P39



LISTELO PULIDO		
18,7 x 58,5 ^R	212933	P68



DESCANSO PULIDO		
18,7 x 58,5 ^R	212932	P26





Colorker

THASSOS



Espesor (mm)
Thickness

10,5
(58,5 x 58,5 / 29,5 x 89,3)

THASSOS




29,5 x 89,3 ^R	212697	M70
--------------------------	--------	-----



ONDAS		
29,5 x 89,3 ^R	212698	M74



	ONDAS
--	-------



ROMANTIC LEAVES		
29,5 x 89,3 ^R	212939	P65



MAJESTIC		
29,5 x 89,3 ^R	212936	P68




ROMANTIC LINE		
29,5 x 89,3 ^R	212940	P65



ZÓCALO MAJESTIC		
15 x 29,5	212938	P27



MOLDURA MAJESTIC		
5 x 89,3 ^R	212937	P31



ZÓCALO		
20 x 29,5	212941	P28
15 x 29,5	212938	P27
ESQUINA ZÓCALO		
20 x 2,5	212942	P44



BORDURA		
10 x 29,5	212943	P23
ESQUINA BORDURA		
10 x 2,5	212944	P40



PERFIL URBAN		
120 x 1	209457	P23
120 x 1,5	209456	P24



THASSOS



PULIDO		
58,5 x 58,5 ^R	212631	M84



RODAPÍE PULIDO		
8 x 58,5	214396	P24

TONDO




TONDO SILVER		
29 x 29	212972	P82



ÁNGULO VENTANA PULIDO
58,5 x 58,5 ^R 212996 P87*

(*) El precio incluye juego de 2 piezas
Price includes the set of two pieces



CENEFA PULIDO
58,5 x 58,5 ^R 212951 P91



CENTRO PULIDO
58,5 x 58,5 ^R 212952 P91



VENTANA PULIDO
58,5 x 58,5 ^R 212985 P51



ÁNGULO ROSETÓN PULIDO
58,5 x 58,5 ^R 212950 P91



DESCANSO PULIDO
14,5 x 58,5 ^R 212948 P43



LISTELO PULIDO
14,5 x 58,5 ^R 212949 P81



TACO TONDO SILVER
10 x 10 212974 P49



TACO PULIDO
14,5 x 14,5 ^R 212945 P38



OLAMBRILLA PULIDO
10 x 10 ^R 212946 P34



LISTELO TONDO SILVER
10 x 58,5 212973 P59

Colorker

TRAVERTINE STONE



Espeor (mm)
Thickness

10,5
(29,5 x 89,3)

9,7
(45 x 45)

8,5
(25 x 40)

8,2
(30,7 x 30,7)

Travertine Stone


White Body & Porcelain tiles

NOCE



29,5 x 89,3 ^R	211109	M70
--------------------------	--------	-----

STELLA



29,5 x 89,3 ^R	211108	M70
--------------------------	--------	-----



ÁGORA		
29,5 x 89,3 ^R	211486	P75



ÁGORA		
29,5 x 89,3 ^R	211487	P75

MIX



LISTELO MIX		
7,5 x 89,3 ^R	211496	P44

NOCE




45 x 45	211075	M62
30,7 x 30,7	211093	M55



RODAPIÉ PULIDO		
8,7 x 45	211625	P14
8,7 x 30,7	211630	P14

STELLA



45 x 45	211074	M62
30,7 x 30,7	211092	M55




RODAPIÉ PULIDO		
8,7 x 45	211627	P14
8,7 x 30,7	211636	P14



NOCE



25 x 40 211090 M43



RELIEVE
25 x 40 211178 M50



TRIM
5 x 25 211557 P10



LISTELO
10 x 40 211493 P23

STELLA




25 x 40 211089 M43



RELIEVE
25 x 40 211177 M50



TRIM
5 x 25 211556 P10




LISTELO
10 x 40 211494 P23


MIX




MURETO
25 x 40 215602 M50



MOSAICO RELIEVE
30 x 30 211484 M89



MOSAICO ÁGORA
30 x 30 211485 P51



MOSAICO MIX
30 x 30 211488 M89

Travertine Stone

White Body & Porcelain tiles



MOSAICO NÁCAR		
30 x 30	211498	P39



MOSAICO PIETRA		
30 x 30	211497	P39



CENEFA NÁCAR		
5 x 30	212482	PI7




CENEFA PIETRA		
5 x 30	212188	PI7



CENEFA NOIR ORO		
6,5 x 29,5 ^R	209941	P39
6,5 x 30,5 ^R	209942	P39



CENEFA TOSCANA		
8 x 25	211660	P23



ZÓCALO ORO		
15 x 29,5	209937	P48
15 x 30,5	209938	P48



CORNISA ORO		
5 x 29,5	209939	P41
5 x 30,5	209940	P41
ESQUINA CORNISA		
5 x 2,5	210105	P43

ESQUINA ZÓCALO		
15 x 2	210104	P47



PESOS Y MEDIDAS

Packing List

	MÁRMOLES <i>Marbles</i>	PIEZAS CAJA PIECES BOX	KG. CAJA KG. BOX	M ² CAJA S.Q.M. BOX	CAJA EUROPALET BOX EUROPALET	KG. EUROPALET KG. EUROPALET	M ² EUROPALET S.Q.M. EUROPALET	
W6	Bases	30,5 x 90,3	3	15,5	0,84	90	1395	75,6
		29,5 x 89,3	3	14,8	0,78	90	1332	70,2
		25 x 75	6	20,5	1,13	54	1107	61,02
		30,5 x 60,5	6	20	1,1	40	800	44
		29,5 x 59,5	6	19,5	1,05	40	780	42
		25 x 40	10	16	1	72	1152	72
		Decorados	30,5 x 90,3	3	17,00	0,84	46	782
	29,5 x 89,3	3	14,80	0,78	46	680,8	35,88	
	29,5 x 89,3 Majestic	3	16,5	0,78	28	462	21,84	
	25 x 75	6	20,50	1,14	45	922,5	51,3	
	25 x 25 Set	10	16	1	72	1152	72	
Bordura		10 x 30,5	25	14,92	0,75	36	537,12	27
		10 x 29,5	25	14,42	0,72	36	519,12	25,92
		10 x 2,5 Esq.	108	2,20	0,27	50	110	13,5
		5 x 25	57	13,9	1	72	1152	72
Cenefa		14,2 x 90,3 Set	6	4,75	0,27	40	190	10,8
		14,2 x 89,3 Set	6	2,16	0,12	40	86,4	4,8
		9,6 x 30	36	13,3	1	36	478,8	36
		9,6 x 6,5	36	2	1	150	300	150
		8 x 75 Set	9	10,7	0,52	42	449,4	22,68
		8 x 25	18	5,76	4,5	60	345,6	270
		7,5 x 89,3	16	19,62	1,07	27	529,74	28,89
		7,5 x 90,3	16	21,30	1,07	27	575,1	28,89
		7,5 x 60,5	9	6,70	5,45	60	402	327
		7,5 x 59,5	9	6,50	1	60	390	60
		6,5 x 30,5	6	2,15	1	162	348,3	162
		6,5 x 29,5	6	2,10	1	162	340,2	162
		6,3 x 25	44	11,00	0,7	48	528	33,6
		5 x 30	66	16,50	1	30	495	30
		4,5 x 30	54	12,5	0,72	30	375	21,6
	3,5 x 29,5	80	16,36	0,83	36	588,96	29,88	
Cornisa		5 x 30,5	6	2,15	1	160	344	160
		5 x 29,5	6	2,10	1	160	336	160

MÁRMOLES <i>Marbles</i>	PIEZAS CAJA	KG. CAJA	M ² CAJA	CAJA EUROPALET	KG. EUROPALET	M ² EUROPALET	
	PIECES BOX	KG. BOX	S.Q.M. BOX	BOX EUROPALET	KG. EUROPALET	S.Q.M. EUROPALET	
	5 x 2,5 Esq.	10	0,25	1	50	12,5	50
Listelo	10 x 40	12	7,44	0,48	52	386,88	24,96
	6,8 x 90,3 Set	6	2,30	0,13	60	138	7,8
	6,8 x 89,3 Set	6	2,16	0,12	60	129,6	7,2
	5,4 x 90,3 Hada	8	8,62	1	42	362,04	42
	5,4 x 89,3 Hada	8	8,56	1	48	410,88	48
	5,4 x 60,5 Square	10	5,90	1	60	354	60
	5,4 x 59,5 Square	10	5,70	1	70	399	70
	7,5 x 90,3	14	22,00	0,95	27	594	25,65
	7,5 x 89,3	14	20,20	0,94	27	545,4	25,38
	5 x 89,3	21	22	0,94	27	594	25,38
	3 x 89,3	14	9,70	1	32	310,4	32
	3 x 60,5	12	5,60	1	60	336	60
	3 x 59,5	12	5,50	1	60	330	60
	3,6 x 25	66	10,60	0,59	48	508,8	28,32
Trim	6 x 29,5	42	12,80	0,74	42	537,6	31,08
	5 x 30,5	60	15,13	0,9	36	544,68	32,4
	5 x 29,5	60	15,60	0,9	36	561,6	32,4
	5 x 25	78	14,80	0,98	36	532,8	35,28
Zócalo	20 x 30,5	11	13,14	0,67	42	551,88	28,14
	20 x 29,5	11	12,74	0,65	42	535,08	27,3
	20 x 2,5 Esq.	54	2,00	0,27	75	150	20,25
	15 x 30,5	10	10	1	44	440	44
	15 x 29,5	10	8,8	1	44	387,2	44
	15 x 29,5 Majestic	9	9,8	0,36	51	499,8	18,36
	15 x 25	19	13,60	0,71	48	652,8	34,08
Perfil Urban	120 x 1	10	1,2	0,01	240	288	24
	120 x 1,5	8	1,6	0,01	240	384	24
Media Caña	2 x 25	72	7,76	0,36	60	465,6	21,6
Torelo	4,5 x 25	38	7,14	0,42	60	428,4	25,2
Mosaico	30 x 30	11	19,10	1	30	573	30
Tesela	30 x 32,7	7	11,10	0,7	32	355,2	22,4
Hexágono	34,4 x 39,7	10	16,30	1	36	586,8	36

PESOS Y MEDIDAS

Packing List

	MÁRMOLES <i>Marbles</i>	PIEZAS CAJA PIECES BOX	KG. CAJA KG. BOX	M ² CAJA S.Q.M. BOX	CAJA EUROPALET BOX EUROPALET	KG. EUROPALET KG. EUROPALET	M ² EUROPALET S.Q.M. UROPALET	
P	Bases	59 x 119	2	41	1,4	24	984	33,6
		60 x 60	3	25,9	1,08	32	828,8	34,56
		59,5 x 59,5	3	24,7	1,06	32	790,4	33,92
		58,5 x 58,5	3	24	1,03	32	768	32,96
		45 x 45	5	23,8	1	66	1570,8	66
		30,7 x 30,7	12	21	1,13	48	1008	54,24
	Rodapiés	10 x 60	15	16,50	0,9			
		10 x 59,5	15	19,00	0,89			
		9,7 x 59,5	14	19,24	0,8			
		8 x 58,5	16	11,64	0,75			
		8,7 x 45	26	23,24	1,02			
		8,7 x 44,5	26	23,24	1,04			
		8,7 x 30,7	36	17,47	0,96			
	Rosetón	119,5 x 119,5	2	16,90	0,71			
	Cenefa, Centro, Ángulo	58,5 x 58,5	2	16,00	0,68			
	Ventana	58,5 x 58,5	2	12,70	0,68			
	Cenefa Paladium	14,7 x 59,5	9	18,02	0,79			
	Listelo	18,7 x 58,5	9	23,30	0,99			
		14,5 x 58,5	11	22,00	0,88			
		10 x 58,5	6	7,92	0,36			
		9 x 45	14	24	12,6			
		9 x 44,5	14	13,26	1			
	Taco	18,7 x 18,7	27	21,50	0,95			
		14,5 x 14,5	27	12,50	0,57			
		14,7 x 14,7 Paladium	27	13,41	0,68			
		10 x 10 Tondo	8	1,86	0,08			
		9 x 9 Daíno	70	13,48	1			
	Olambrilla	10 x 10	78	16,30	0,78			
	Tondo	29 x 29	5	7,65	0,33			
	Mosaico	30 x 30	11	19,10	1			

CARACTERÍSTICAS TÉCNICAS <i>Technical Features</i>	ISO 13006 UNE-EN 14411	MÁRMOLES <i>Marbles</i>
Longitud y anchura <i>Length and width</i>	± 0,6 %	± 0,2 %
Espesor <i>Thickness</i>	± 5,0 %	± 2,0 %
Rectitud de lados <i>Straightness of sides</i>	± 0,5 %	± 0,2 %
Ortogonalidad <i>Rectangularity</i>	± 0,5 %	± 0,2 %
Planitud de superficie <i>Surface flatness</i>	± 0,5 %	± 0,2 %
Absorción de agua <i>Water absorption</i>	E ≤ 0,5 %	E ≤ 0,1 %
Fuerza de rotura (N) <i>Breaking strength</i>	> 1300 N	> 2500 N
Resistencia a la flexión (N/mm²) <i>Modulus of rupture</i>	> 35 N/mm ²	> 45 N/mm ²
Coefficiente de dilatación térmica lineal (1/k) <i>Coefficient of linear thermal expansion</i>	Valor declarado Declared value	6,7 x 10 ⁻⁶
Resistencia al choque térmico <i>Thermal shock resistance</i>	Exigida Required	Resiste Resists
Resistencia al cuarteo <i>Crazing resistance</i>	Exigida Required	Resiste Resists
Resistencia a la helada <i>Frost resistance</i>	Exigida Required	Resiste Resists
Resistencia al desgaste <i>Surface abrasion resistance</i>	No exigida Not required	PEI 4 (Adagio PEI 3)
Deslizamiento <i>Coefficient of friction</i>	Valor declarado Declared value	No aplicable No applicable
Resistencia a productos de limpieza y aditivos para piscina <i>Resistance to household chemicals and swimming pool salts</i>	Valor declarado Declared value	GA
Resistencia a bajas concentraciones <i>Resistance to low concentrations</i>	Valor declarado Declared value	GLA
Resistencia a altas concentraciones <i>Resistance to high concentrations</i>	Valor declarado Declared value	GHA
Resistencia a las manchas <i>Resistance to stains</i>	> 3	5

Colorker

PEARL
DESERT DUNE

MARE
VENETO

PLATA
PIZARRA

PLATA
SLATE

SILVER
BLUEBELLE

DARK
DESERT ROSE

PIETRA
VENETO

CHROME
DESERT DUNE

GREY
DESERT ROSE

STEEL
CITYSENSE

ARGENT
LIVING STONE

GRAFITO
PIZARRA

LIGHT
URBAN MIX

BONE
COSMOS

MOON
CITYSENSE

CHROMO
QUARTZ

TAUPE
COSMOS

SUN
CITYSENSE

LIGHT
CITYSENSE

SABBIA
VENETO

PERLA
QUARTZ

CREMA
CAESAR STONE

BEIGE
TECNI - QUARTZ

NOCE
VENETO

BONE
DESERT DUNE

BONE
DESERT ROSE

BEIGE
PIZARRA

BEIGE
SLATE

ARENA
QUARTZ



DARK
BLUEBELLE



NEGRO
PIZARRA




CHROMO
PIZARRA



DEEP
CITYSENSE



GRAFITO
SLATE



GRIS
TECNI - QUARTZ



STEEL
URBAN MIX



NOIR
LIVING STONE



SUN
URBAN MIX



COUNTRY
COSMOS



BROWN
DESERT DUNE



PIEDRA DEL SOL
PIEDRA DEL SOL



BEIGE
CAESAR STONE



NOCE
CAESAR STONE

Piedras

STONES

- 124 Bluebelle
Porcelain tiles
- 130 Caesar Stone
White Body & Porcelain tiles
- 132 Citysense
Porcelain tiles
- 138 Cosmos
White Body & Porcelain tiles
- 146 Desert Dune
White Body & Porcelain tiles
- 150 Desert Rose
Porcelain tiles
- 156 Living Stone
Porcelain tiles
- 156 Piedra de Sol
Porcelain tiles
- 160 Pizarra
Porcelain tiles
- 164 Quartz
Porcelain tiles
- 166 Slate
Porcelain tiles
- 168 Tecni Quartz
Porcelain tiles
- 170 Urban Mix
White Body & Porcelain tiles
- 174 Veneto
White Body & Porcelain tiles
- 180 Pesos y medidas
Packing List
- 183 Características técnicas
Technical features

Colorker

BLUEBELLE



Espesor (mm)
Thickness

9,7

Deslizamiento
Coefficient of friction

NATURAL: R9 / CLASE I
◆ ◆ ◆ ◆ ◆

GRIP: R11 / B / CLASE 3
◆ ◆ ◆ ◆ ◆

☐ SILVER

☐ DARK, SILVER

DARK



60 x 60	213235	M68
60 x 60 Estruct.	213379	M68
59,5 x 59,5 ^R	213294	M70



RODAPIÉ		
9,7 x 60	213385	P24
9,7 x 59,5	213546	P24



29,5 x 59,5 ^R	213241	M67
--------------------------	--------	-----



LINE		
29,5 x 59,5 ^R	213383	M81

SILVER



60 x 60	213234	M68
60 x 60 Estruct.	213378	M68
59,5 x 59,5 ^R	213295	M70



RODAPIÉ		
9,7 x 60	213384	P24
9,7 x 59,5	213545	P24



29,5 x 59,5 ^R	213240	M67
--------------------------	--------	-----

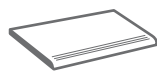


LINE		
29,5 x 59,5 ^R	213382	M81

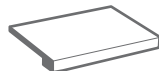


DARK

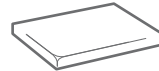
Peldaños
Stair pieces



ROMO RANURA		
29,5 x 59,5	P46	



INTEGRAL		
29,5 x 59,5	P85	



ÁNGULO INTEGRAL		
29,5 x 59,5	P88	

DARK



WIND		
29,5 x 59,5 ^R	213387	P48




COMET		
29,5 x 59,5 ^R	213419	P40



ORBIT		
29,5 x 59,5 ^R	213421	P51




FRINGE		
29,5 x 59,5 ^R	213389	P46



LISTELO FRINGE		
9,8 x 59,5	213391	P36

SILVER



WIND		
29,5 x 59,5 ^R	213386	P48



COMET		
29,5 x 59,5 ^R	213420	P40



ORBIT		
29,5 x 59,5 ^R	213422	P51




FRINGE		
29,5 x 59,5 ^R	213388	P46



LISTELO FRINGE		
9,8 x 59,5	213390	P36

MIX



LISTELO MATERICO		
4 x 59,5	213428	P28



LISTELO STEEL		
4 x 59,5	213427	P23




LISTELO STEEL		
4 x 29,5	213429	P20




WIND DARK

DARK



IN
59,5 x 59,5^R 213415 P55


SILVER



IN
59,5 x 59,5^R 213416 P55



OUT
59,5 x 59,5^R 213417 P55



OUT
59,5 x 59,5^R 213418 P55



 OUT DARK




 WALL SILVER

DARK




COMPO
30 x 30 213400 P32



LOSETA
30 x 39,5 213398 M87



WALL
29,5 x 29,5 213396 P23



ARROW
29,5 x 29,5 213411 P42



CENEFARROW
10 x 29,5 213410 P28

SILVER




COMPO
30 x 30 213399 P32



LOSETA
30 x 39,5 213397 M87



WALL
29,5 x 29,5 213395 P23



ARROW
29,5 x 29,5 213469 P42



CENEFARROW
10 x 29,5 213468 P28

RIVERSTONE



RIVERSTONE BONE
30 x 30 213414 P24




RIVERSTONE DARK
30 x 30 213412 P24



RIVERSTONE SILVER
30 x 30 213413 P24


DARK




TESELA
30 x 30 213408 M87



MOSAICO L
29,5 x 29,5 213393 M84

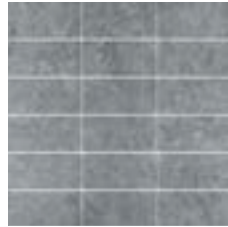


MOSAICO M
30 x 30 213405 M89




MOSAICO S
30 x 30 213402 M90


SILVER




TESELA
30 x 30 213407 M87



MOSAICO L
29,5 x 29,5 213392 M84




MOSAICO M
30 x 30 213404 M89




MOSAICO S
30 x 30 213401 M90


MIX




TESELA
30 x 30 213409 M87



MOSAICO L
29,5 x 29,5 213394 M84




MOSAICO M
30 x 30 213406 M89



MOSAICO S
30 x 30 213403 M90

GRANITE




MOSAICO BLACK
30 x 30 213370 P34



CENEFA BLACK
5 x 30 213364 P10


GALAXY



MOSAICO RED
30 x 30 213367 P32



CENEFA RED
5 x 30 213361 P9



MOSAICO SILVER
30 x 30 213368 P32



CENEFA SILVER
5 x 30 213362 P9



CENEFA FÁCIL
Easy frieze



DARK

MOSAICO SILVER

Colorker



CAESAR STONE

Espesor (mm)
Thickness

9,7
(45 x 45)

8,2
(30,7 x 30,7)


Deslizamiento
Coefficient of friction

R9 / CLASE I
◆ ◆ ◆ ◆ ◆

CREMA

BEIGE

NOCE



45 x 45 211072 M62



45 x 45 211073 M62



45 x 45 211162 M62



RODAPIÉ 8,7 x 45

Crema 211312 P14

Beige 211313 P14

Noce 211314 P14

RODAPIÉ 8,7 x 30,7


Crema 211638 P14

Beige 211637 P14


Noce 211639 P14



30,7 x 30,7 211076 M55



30,7 x 30,7 211077 M55




30,7 x 30,7 211161 M55



MOSAICO
30 x 30 211309 M89



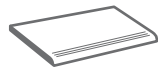
MOSAICO
30 x 30 211310 M89



MOSAICO
30 x 30 211311 M89



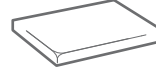
Peldaños
Stair pieces



ROMO RANURA
45 x 45 C62



INTEGRAL
45 x 45 P75



ÁNGULO INTEGRAL
45 x 45 P85

CREMA

BEIGE

MIX




25 x 40 211202 M43



25 x 40 211210 M43




CENEFA TEXAS
7,5 x 25 211661 P23



TRIM
5 x 25 211553 P10



TRIM
5 x 25 211554 P10



BEIGE, CENEFA TEXAS

Colorker

CITYSENSE



Espesor (mm)
Thickness

10,3
(22 x 89,3)

9,7
(30 x 60 / 29,5 x 59,5)

Deslizamiento
Coefficient of friction

NATURAL: R9 / CLASE I
◆ ◆ ◆ ◆ ◆

GRIP: R11 / C / CLASE 3
◆ ◆ ◆ ◆ ◆

DEEP



22 x 89,3 ^R	213953	M80
------------------------	--------	-----



30 x 60	214044	M64
30 x 60 Grip RII	214049	M64
29,5 x 59,5 ^R	214587	M67

SUN



22 x 89,3 ^R	213955	M80
------------------------	--------	-----



30 x 60	214043	M64
30 x 60 Grip RII	214048	M64
29,5 x 59,5 ^R	214590	M67

MOON



22 x 89,3 ^R	213956	M80
------------------------	--------	-----




30 x 60	214042	M64
30 x 60 Grip RII	214047	M64
29,5 x 59,5 ^R	214588	M67

LIGHT



22 x 89,3 ^R	213952	M80
------------------------	--------	-----



30 x 60	214040	M64
30 x 60 Grip RII	214045	M64
29,5 x 59,5 ^R	214591	M67

STEEL



22 x 89,3 ^R	213954	M80
------------------------	--------	-----

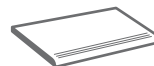


30 x 60	214041	M64
30 x 60 Grip RII	214046	M64
29,5 x 59,5 ^R	214589	M67



RODAPIÉ 9,7 x 60		
Deep	214349	PI9
Steel	214350	PI9
Moon	214352	PI9
Sun	214351	PI9
Light	214353	PI9

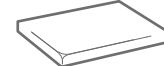
Peldaños
Stair pieces



ROMO RANURA	
29,5 x 59,5	P46
30 x 60	P46



INTEGRAL	
29,5 x 59,5	P85
30 x 60	P85



ÁNGULO INTEGRAL	
29,5 x 59,5	P88
30 x 60	P88

Colorker



DEEP



AVENUE		
21 x 89,3 ^R	214433	P73*

STEEL



AVENUE		
21 x 89,3 ^R	214556	P73*

MOON




AVENUE		
21 x 89,3 ^R	214558	P73*

(*) El precio incluye juego de 2 piezas
Price includes the set of two pieces


P   M



BRICK
21 x 44 214432 P46



WALL
29,5 x 29,5 214093 P23



MOSAICO M
30 x 30 214080 M89



BRICK
21 x 44 214540 P46



WALL
29,5 x 29,5 214092 P23




MOSAICO M
30 x 30 214079 M89



BRICK
21 x 44 214542 P46



WALL
29,5 x 29,5 214095 P23




MOSAICO M
30 x 30 214082 M89

MIX F

P   M



TESELA MIX F
20 x 30 214089 P16



MOSAICO S MIX F
30 x 30 214085 M90



MOSAICO M MIX F
30 x 30 214087 M89



Colorker



SUN



AVENUE		
21 x 89,3 ^R	214543	P73*

LIGHT



AVENUE		
21 x 89,3 ^R	214557	P73*

(*) El precio incluye juego de 2 piezas
Price includes the set of two pieces


P   M



BRICK		
21 x 44	214539	P46



WALL		
29,5 x 29,5	214094	P23




MOSAICO M		
30 x 30	214081	M89



BRICK		
21 x 44	214541	P46



WALL		
29,5 x 29,5	214091	P23



MOSAICO M		
30 x 30	214078	M89

MIX C

P   M



TESELA MIX C		
20 x 30	214090	P16



MOSAICO S MIX C		
30 x 30	214086	M90



MOSAICO M MIX C		
30 x 30	214088	M89



 SUN

 MOSAICO MOON

Colorker

COSMOS



Espesor (mm)
Thickness

10,3
(22 x 89,3)

9,7
(30 x 60 / 29,5 x 59,5)

8,2
(30,7 x 30,7)

Deslizamiento
Coefficient of friction

R9 / CLASE I
◆ ◆ ◆ ◆ ◆


COUNTRY



60 x 60 214688 M68



22 x 89,3^R 214942 M80



30,7 x 30,7 214818 M55



9,4 x 55^R 214986 M75



9,4 x 27,5^R 214777 M75



30 x 60 214748 M64




RODAPIÉ
10 x 60 215518 C56
8 x 30,7 215090 C42



MOSAICO AURIS
31 x 31 214831 P30



MOSAICO HEXAGON
24,5 x 24,7 214833 P29



MOSAICO
30 x 30 214752 M83



CENEFA FÁCIL
Easy frieze



COUNTRY

Peldaños
Stair pieces



ROMO RANURA
30 x 60 P46



INTEGRAL
30 x 60 P85



ÁNGULO INTEGRAL
30 x 60 P88

MIX



POLIFORM BONE+COUNTRY
5 x 26 214950 P10


BONE




60 x 60 214690 M68



22 x 89,3^R 214945 M80




30,7 x 30,7 214821 M55



9,4 x 55^R 214989 M75



9,4 x 27,5^R 214780 M75



30 x 60 214751 M64




RODAPIÉ
10 x 60 215519 C56
8 x 30,7 215088 C42



MOSAICO AURIS
31 x 31 214832 P30



MOSAICO HEXAGON
24,5 x 24,7 214836 P29

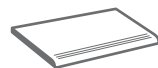


MOSAICO
30 x 30 214755 M83



CENEFA FÁCIL
Easy frieze

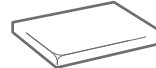
Peldaños
Stair pieces



ROMO RANURA
30 x 60 P46



INTEGRAL
30 x 60 P85



ÁNGULO INTEGRAL
30 x 60 P88

MIX



POLIFORM BONE+COUNTRY
5 x 26 214950 P10



POLIFORM BONE+TAUPE
5 x 26 214951 P10

Cosmos
White Body & Porcelain tiles



Colorker



TAUPE

TAUPE HEXAGON

TAUPE



60 x 60 214689 M68



22 x 89,3^R 214944 M80



30,7 x 30,7 214820 M55



9,4 x 55^R 214988 M75



9,4 x 27,5^R 214779 M75



30 x 60 214750 M64




RODAPIÉ
10 x 60 215520 C56
8 x 30,7 215089 C42



MOSAICO AURIS
31 x 31 215087 P30



MOSAICO HEXAGON
24,5 x 24,7 214835 P29

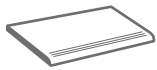


MOSAICO
30 x 30 214754 M83

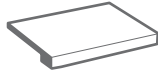


CENEFA FÁCIL
Easy frieze

Peldaños
Stair pieces



ROMO RANURA
30 x 60 P46



INTEGRAL
30 x 60 P85



ÁNGULO INTEGRAL
30 x 60 P88

MIX



POLIFORM BONE+TAUPE
5 x 26 214951 P10



CENEFA TAUPE

COUNTRY



25 x 40 214737 M43




LINE
25 x 40 214741 M47

BONE



25 x 40 214739 M43



LINE
25 x 40 214743 M47

TAUPE



25 x 40 214738 M43



LINE
25 x 40 214742 M47



CENEFA
7 x 25 214857 P15



TORELO
5 x 25 214871 P10



MEDIA CAÑA
2 x 25 214867 P9



TRIM
5 x 25 215093 P9


MIX



THE WAY MIX
5,8 x 40 215509 P15




INFINIT BONE+COUNTRY
9,6 x 25 215056 P25



INFINIT BONE+TAUPE
9,6 x 25 215057 P25



CENEFA
7 x 25 214860 P15



TORELO
5 x 25 214874 P10




MEDIA CAÑA
2 x 25 214870 P9



TRIM
5 x 25 215091 P9



CENEFA
7 x 25 214859 P15



TORELO
5 x 25 214873 P10



MEDIA CAÑA
2 x 25 214869 P9



TRIM
5 x 25 215092 P9

Cosmos
White Body & Porcelain tiles



Colorker



DESERT DUNE


Espesor (mm)
Thickness


9,7

Deslizamiento
Coefficient of friction

R9 / CLASE I



 BROWN

 BROWN

BROWN



30,5 x 60,5 213606 M53



GENUINE
30,5 x 60,5 213609 P37



45 x 45 213608 M63



TESELA
30,5 x 60,5 213607 M56



SILENCE
30,5 x 60,5 213610 P37



RODAPIÉ
8 x 45 213672 C73


BONE



30,5 x 60,5 213252 M53



GENUINE
30,5 x 60,5 213519 P37



45 x 45 213262 M63



TESELA
30,5 x 60,5 213256 M56



SILENCE
30,5 x 60,5 213523 P37



RODAPIÉ
8 x 45 213671 C73

CHROME



TESELA
30,5 x 60,5 213259 M56



GENUINE
30,5 x 60,5 213522 P37



45 x 45 213265 M63



RODAPIÉ
8 x 45 213674 C73



TESELA
30,5 x 60,5 213259 M56



SILENCE
30,5 x 60,5 213526 P37

PEARL



30,5 x 60,5 213254 M53



GENUINE
30,5 x 60,5 213521 P37



45 x 45 213265 M63



RODAPIÉ
8 x 45 213673 C73



TESELA
30,5 x 60,5 213258 M56



SILENCE
30,5 x 60,5 213526 P37



Desert Dune

White Body & Porcelain tiles



Colorker

DESERT ROSE



Espesor (mm)
Thickness

11,5
(60,5 x 120,5)

9,7
(60 x 60 / 59,5 x 29,5)
(30 x 60 / 29,5 x 59,5)


Deslizamiento
Coefficient of friction


NATURAL: R9 / CLASE I




GRIP: R11 / C / CLASE 3



 GREY

 BONE, GREY

DARK



60,5 x 120,5	213293	M83
--------------	--------	-----



60 x 60	213281	M68
59,5 x 59,5 ^R	213285	M70



LOSETA		
30 x 39,5	213441	M87




COMPO		
30 x 30	213586	P32




30 x 60	213269	M64
30 x 60 Grip RII	213273	M64
29,5 x 59,5 ^R Grip RII	213276	M67




TESELA		
30 x 30	213445	M87




MOSAICO M		
30 x 30	213461	M89




MOSAICO S		
30 x 30	213453	M90



TESELA MIX		
30 x 30	213449	M87



MOSAICO M MIX		
30 x 30	213465	M89



MOSAICO S MIX		
30 x 30	213457	M90

MIX

DESERT
ROSE
DARK
+
GALLERY
PLATA

Peldaños
Stair pieces



ROMO RANURA		
30 x 60	P46	



INTEGRAL		
30 x 60	P85	



ÁNGULO INTEGRAL		
30 x 60	P88	



RODAPIÉ		
10 x 59,5	213683	C73
10 x 60	213686	C73



60,5 x 120,5	213292	M83
--------------	--------	-----



60 x 60	213280	M68
59,5 x 59,5 ^R	213284	M70



LOSETA		
30 x 39,5	213449	M87




COMPO		
30 x 30	213585	P32




30 x 60	213268	M64
30 x 60 Grip RII	213272	M64
29,5 x 59,5 ^R Grip RII	213275	M67



TESELA		
30 x 30	213443	M87




MOSAICO M		
30 x 30	213459	M89




MOSAICO S		
30 x 30	213451	M90



TESELA MIX		
30 x 30	213447	M87



MOSAICO M MIX		
30 x 30	213463	M89



MOSAICO S MIX		
30 x 30	213455	M90

MIX

DESERT
ROSE
GREY
+
GALLERY
GRAFITO

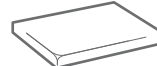
Peldaños
Stair pieces



ROMO RANURA		
30 x 60	P46	



INTEGRAL		
30 x 60	P85	



ÁNGULO INTEGRAL		
30 x 60	P88	



RODAPIÉ		
10 x 59,5	213682	C73
10 x 60	213685	C73

BONE



60,5 x 120,5	213290	M83
--------------	--------	-----



60 x 60	213278	M68
59,5 x 59,5 ^R	213282	M70




LOSETA		
30 x 39,5	213438	M87




COMPO		
30 x 30	213583	P32




30 x 60	213266	M64
30 x 60 Grip RII	213270	M64
29,5 x 59,5 ^R Grip RII	213274	M67




TESELA		
30 x 30	213442	M87




MOSAICO M		
30 x 30	213458	M89




MOSAICO S		
30 x 30	213450	M90



TESELA MIX		
30 x 30	213446	M87



MOSAICO M MIX		
30 x 30	213462	M89



MOSAICO S MIX		
30 x 30	213454	M90

MIX
DESERT
ROSE
BONE
+
GALLERY
EBONY

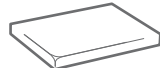
Peldaños
Stair pieces



ROMO RANURA		
30 x 60	P46	



INTEGRAL		
30 x 60	P85	



ÁNGULO INTEGRAL		
30 x 60	P88	



RODAPIÉ		
10 x 59,5	213681	C73
10 x 60	213684	C73

DARK

GREY

BONE



TRACE
29,5 x 59,5 ^R 213483 P40



TRACE
29,5 x 59,5 ^R 213482 P40



TRACE
29,5 x 59,5 ^R 213480 P40



TRACE CIERRE
29,5 x 59,5 ^R 213487 P40




TRACE CIERRE
29,5 x 59,5 ^R 213486 P40




TRACE CIERRE
29,5 x 59,5 ^R 213484 P40



CRAFT
29,5 x 59,5 ^R 213518 P39



CRAFT
29,5 x 59,5 ^R 213516 P39



CRAFT
29,5 x 59,5 ^R 213515 P39

Desert Rose
Porcelain tiles



Colorker

LIVING STONE

Espesor (mm)
Thickness

10,3
(44,5 x 89,3)

9,7
(29,5 x 59,5)

Deslizamiento
Coefficient of friction

R10 / CLASE I



NOIR

ARGENT



44,5 x 89,3 ^R	213446	M79
29,5 x 59,5 ^R	211923	M67



44,5 x 89,3 ^R	211879	M79
29,5 x 59,5 ^R	211922	M67



RODAPIÉ
9,7 x 59,5 212073 P24



RODAPIÉ
9,7 x 59,5 212074 P24



LOSETA
30 x 39,5 212057 P43

MOSAICO M
30 x 30 212024 M89


LOSETA
30 x 39,5 212056 P43

MOSAICO M
30 x 30 212023 M89

MIX



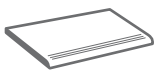
MOSAICO M MIX
30 x 30 212025 M89



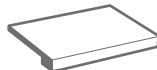
MOSAICO M MIX GLASS
30 x 30 212026 P36



Peldaños
Stair pieces



ROMO RANURA
29,5 x 59,5 P46



INTEGRAL
29,5 x 59,5 P85



ÁNGULO INTEGRAL
29,5 x 59,5 P88

Colorker



PIEDRA DEL SOL

Espesor (mm)
Thickness

10,3
(44,5 x 89,3)

9,7
(40 x 60 / 39,5 x 59,5)

Deslizamiento
Coefficient of friction

NATURAL: R10 / CLASE I
◆ ◆ ◆ ◆ ◆

GRIP: R11 / C / CLASE 3
◆ ◆ ◆ ◆ ◆

PIEDRA DEL SOL



44,5 x 89,3^R 211889 M79



40 x 60 Grip RII 212821 M64
39,6 x 59,5^R 211936 M67



RODAPIÉ
9,7 x 59,5 212072 P24



19,7 x 59,5^R 211938 M61



LOSETA
30 x 39,5 212055 P43



MOSAICO M
30 x 30 211962 M89

Peldaños
Stair pieces




ROMO RANURA
29,5 x 59,5 P46



INTEGRAL
29,5 x 59,5 P85



ÁNGULO INTEGRAL
29,5 x 59,5 P88



Colorker



PIZARRA

Espesor (mm)
Thickness

9,7

Deslizamiento
Coefficient of friction


NATURAL: R10 / CLASE 2



NEGRO



59,5 x 59,5 ^R	207628	M69
29,5 x 29,5 ^R	200868	M56



29,5 x 59,5 ^R	200896	M60
--------------------------	--------	-----




5,7 x 59,5 ^R	207796	PI6
-------------------------	--------	-----



2 x 59,5 ^R	207792	PI3
-----------------------	--------	-----

GRAFITO



59,5 x 59,5 ^R	207627	M69
29,5 x 29,5 ^R	200864	M56



29,5 x 59,5 ^R	200892	M60
--------------------------	--------	-----



5,7 x 59,5 ^R	207795	PI6
-------------------------	--------	-----



2 x 59,5 ^R	207791	PI3
-----------------------	--------	-----




PLATA GRAPHITO

MIX

Negro + Grafito + Plata




CENEFA FÁCIL
Easy frieze



MOSAICO		
30 x 30	207650	M89



RODAPIÉ		
7,2 x 29,5	204026	PI4
9,7 x 59,5	203918	P24




MOSAICO		
30 x 30	207788	M89



RODAPIÉ		
7,2 x 29,5	204009	PI4
9,7 x 59,5	203906	P24



MOSAICO M MIX		
30 x 30	207901	M89



MOSAICO EVANS		
30 x 30	209685	P42

Peldaños
Stair pieces



ROMO RANURA		
29,5 x 59,5	P46	



INTEGRAL		
29,5 x 59,5	P85	



ÁNGULO INTEGRAL		
29,5 x 59,5	P88	

Colorker



BEIGE

PLATA

CHROMO



59,5 x 59,5 ^R	207626	M69
29,5 x 29,5 ^R	200860	M56



59,5 x 59,5 ^R	207629	M69
29,5 x 29,5 ^R	200862	M56



RODAPIÉ		
7,2 x 29,5	204002	PI4
9,7 x 59,5	203899	P24



RODAPIÉ		
7,2 x 29,5	204006	PI4
9,7 x 59,5	203903	P24



RODAPIÉ		
7,2 x 29,5	209835	PI4
9,7 x 59,5	209811	P24



29,5 x 59,5 ^R	200888	M60
--------------------------	--------	-----



29,5 x 59,5 ^R	200890	M60
--------------------------	--------	-----



29,5 x 59,5 ^R	209692	M60
--------------------------	--------	-----



5,7 x 59,5 ^R	207794	PI6
-------------------------	--------	-----



5,7 x 59,5 ^R	207797	PI6
-------------------------	--------	-----



5,7 x 59,5 ^R	210960	PI6
-------------------------	--------	-----




2 x 59,5 ^R	207790	PI3
-----------------------	--------	-----




2 x 59,5 ^R	207793	PI3
-----------------------	--------	-----



2 x 59,5 ^R	210961	PI3
-----------------------	--------	-----



MOSAICO		
30 x 30	207787	M89



MOSAICO		
30 x 30	207789	M89



MOSAICO		
30 x 30	210155	M89



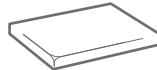
Peldaños
Stair pieces



ROMO RANURA		
29,5 x 59,5		P46



INTEGRAL		
29,5 x 59,5		P85



ÁNGULO INTEGRAL		
29,5 x 59,5		P88

Colorker



QUARTZ

Espesor (mm)
Thickness

9,7

Deslizamiento
Coefficient of friction

NATURAL: R10 / CLASE I
◆ ◆ ◆ ◆ ◆

GRIP: R11 / C/ CLASE 3
◆ ◆ ◆ ◆ ◆

ARENA

PERLA

CHROMO



59,5 x 59,5^R 211355 M70




59,5 x 59,5^R 211353 M70



59,5 x 59,5^R 211354 M70



29,5 x 59,5^R 211363 M64




29,5 x 59,5^R 211361 M64



29,5 x 59,5^R 211362 M64



MOSAICO
30 x 30 211480 M89



MOSAICO
30 x 30 211482 M89



MOSAICO
30 x 30 211483 M89



RODAPIÉ
9,7 x 59,5 211616 P19

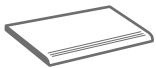


RODAPIÉ
9,7 x 59,5 211617 P19



RODAPIÉ
9,7 x 59,5 211618 P19

Peldaños
Stair pieces



ROMO RANURA
29,5 x 59,5 P46




INTEGRAL
29,5 x 59,5 P85



ÁNGULO INTEGRAL
29,5 x 59,5 P88

Colorker



SLATE

Espesor (mm)
Thickness

9,7

Deslizamiento
Coefficient of friction

NATURAL: R10 / CLASE 2
◆ ◆ ◆ ◆ ◆

GRIP: R11 / C / CLASE 3
◆ ◆ ◆ ◆ ◆

GRAPHITO



29,5 x 59,5 ^R	211367	M67
29,5 x 59,5 ^R Grip RII	211387	M67

PLATA




29,5 x 59,5 ^R	211255	M67
29,5 x 59,5 ^R Grip RII	211389	M67


BEIGE




29,5 x 59,5 ^R	211380	M67
29,5 x 59,5 ^R Grip RII	211390	M67



MOSAICO		
30 x 30	211490	M89



MOSAICO		
30 x 30	211492	M89



MOSAICO		
30 x 30	211489	M89



RODAPIÉ		
9,7 x 59,5	211722	P19




RODAPIÉ		
9,7 x 59,5	211723	P19



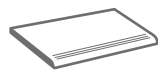
RODAPIÉ		
9,7 x 59,5	211721	P19

MIX



MOSAICO		
30 x 30	211491	M89

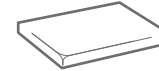
Peldaños
Stair pieces



ROMO RANURA		
29,5 x 59,5	P46	



INTEGRAL		
29,5 x 59,5	P85	



ÁNGULO INTEGRAL		
29,5 x 59,5	P88	



PLATA

Colorker



TECNI QUARTZ


Espesor (mm)
Thickness


9,7

Deslizamiento
Coefficient of friction

R11 / CLASE 2



 BEIGE

 BEIGE

BEIGE



39,6 x 59,5 ^R	211944	M67
40 x 60	211946	M64



19,7 x 59,5 ^R	211948	M61
--------------------------	--------	-----




LOSETA		
30 x 39,5	212059	P43

GRIS




39,6 x 59,5 ^R	211945	M67
40 x 60	211947	M64



19,7 x 59,5 ^R	211949	M61
--------------------------	--------	-----



LOSETA		
30 x 39,5	212060	P43



GRIS GRIS

MIX




ONDAS		
30 x 30	212077	P46



MOSAICO M		
30 x 30	211959	M89



ONDAS		
30 x 30	212078	P46



MOSAICO M		
30 x 30	211958	M89



MOSAICO M MIX		
30 x 30	211960	M89



MOSAICO M MIX GLASS		
30 x 30	211961	P36



CIERRE ONDAS		
3,8 x 30	212079	P16



RODAPIÉ		
9,7 x 59,5	212075	P24



CIERRE ONDAS		
3,8 x 30	212080	P16



RODAPIÉ		
9,7 x 59,5	212076	P24



ONDA GLASS 1		
1 x 30	212081	P18



ONDA GLASS 2		
2 x 30	212082	P21

Peldaños
Stair pieces



ROMO RANURA		
29,5 x 59,5	P46	
29,5 x 60	P46	



INTEGRAL		
29,5 x 59,5	P85	
29,5 x 60	P85	



ÁNGULO INTEGRAL		
29,5 x 59,5	P88	
29,5 x 60	P88	



CENEFA FÁCIL
Easy frieze

Colorker



URBAN MIX

Espesor (mm)
Thickness

9,7

Deslizamiento
Coefficient of friction

NATURAL: R9 / CLASE I



GRIP: R11 / C3 / CLASE 3



SUN




60 x 60	214693	M68
45 x 45	214628	M64
45 x 45 Grip RII	214632	M64

STEEL



60 x 60	214691	M68
45 x 45	214626	M64
45 x 45 Grip RII	214630	M64


LIGHT




60 x 60	214692	M68
45 x 45	214627	M64



MOSAICO		
30 x 30	214666	M89



MOSAICO		
30 x 30	214703	M89



MOSAICO		
30 x 30	214702	M89




RODAPIÉ		
8 x 45	214681	C59
10 x 60	214701	C64



RODAPIÉ		
8 x 45	214679	C59
10 x 60	214699	C64



RODAPIÉ		
8 x 45	214680	C59
10 x 60	214700	C64



MOSAICO GRIP		
29,5 x 29,5 Grip RII	214666	M84

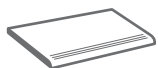


MOSAICO GRIP		
29,5 x 29,5 Grip RII	214665	M84



STEEL

Peldaños
Stair pieces



ROMO RANURA		
45 x 45	C62	
29,5 x 60	P46	



INTEGRAL		
45 x 45	P75	
29,5 x 60	P85	



ÁNGULO INTEGRAL		
45 x 45	P85	
29,5 x 60	P88	



SUN



25 x 40 214595 M43



LINE
25 x 40 214599 M47

STEEL



25 x 40 214593 M43




LINE
25 x 40 214597 M47

LIGHT



25 x 40 214594 M43



LINE
25 x 40 214598 M47

MIX



MURETO
25 x 40 215603 M50

Urban Mix
White Body & Porcelain tiles



STEEL

LIGHT, STEEL

Colorker



VENETO

Espesor (mm)
Thickness

9,7
(45 x 45 / 22 x 45 / 22 x 22)

8,5
(25 x 40)

Deslizamiento
Coefficient of friction

R9 / CLASE I



SABBIA



45 x 45	214719	M62
22 x 22	214731	M76




22 x 45	214728	M73
7 x 21	214823	M75
7 x 14,2	214770	M75

PIETRA



45 x 45	214717	M62
22 x 22	214729	M76



22 x 45	214726	M73
7 x 21	214822	M75
7 x 14,2	214769	M75

NOCE



45 x 45	214966	M62
22 x 22	214969	M76



22 x 45	214968	M73
7 x 21	215019	M75
7 x 14,2	215017	M75

MARE



45 x 45	214718	M62
22 x 22	214730	M76



22 x 45	214727	M73
7 x 21	214824	M75
7 x 14,2	214771	M75

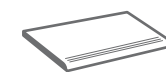


RODAPIÉ 8 x 45		
Sabbia	215051	C70
Noce	215053	C70
Pietra	215050	C70
Mare	215052	C70



NOCE

Peldaños
Stair pieces



ROMO RANURA	
45 x 45	C62



INTEGRAL	
45 x 45	P75



ÁNGULO INTEGRAL	
45 x 45	P85




CENEFA FÁCIL
Easy frieze

PIETRA

PIETRA

SABBIA

P M



MOSAICO M
30 x 30 214758 M89




AURIS
31 x 31 215020 P34



HEXAGON
24,5 x 24,7 214761 P32

NOCE



MOSAICO M
30 x 30 215015 M89




AURIS
31 x 31 215021 P34



HEXAGON
24,5 x 24,7 215016 P32

PIETRA



MOSAICO M
30 x 30 214756 M89




AURIS
31 x 31 214837 P34



HEXAGON
24,5 x 24,7 214759 P32

MARE



MOSAICO M
30 x 30 214757 M89



AURIS
31 x 31 214838 P34



HEXAGON
24,5 x 24,7 214760 P32

Veneto
White Body & Porcelain tiles



NOCE

SABBIA, NOCE

Colorker



SABBIA



25 x 40 214747 M43




CENEFA
8 x 25 214877 P15



LISTELO
4 x 25 214880 P10



MEDIA CAÑA
2 x 25 214883 P9



TORELO
5 x 25 214886 P10

NOCE



25 x 40 215009 M43



CENEFA
8 x 25 215022 P15



LISTELO
4 x 25 215023 P10



MEDIA CAÑA
2 x 25 215024 P9



TORELO
5 x 25 215025 P10


MIX



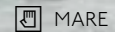
INFINIT SABBIA+NOCE
9,6 x 25 215055 P25



CANALE SABBIA+NOCE
5 x 26 215018 P10




MARE



MARE

PIETRA




25 x 40 214745 M43



CENEFA
8 x 25 214875 P15



LISTELO
4 x 25 214878 P10



MEDIA CAÑA
2 x 25 214881 P9



TORELO
5 x 25 214884 P10

MARE



25 x 40 214746 M43



CENEFA
8 x 25 214876 P15



LISTELO
4 x 25 214879 P10



MEDIA CAÑA
2 x 25 214882 P9



TORELO
5 x 25 214885 P10



INFINIT PIETRA+MARE
9,6 x 25 215054 P25



CANALE PIETRA+MARE
5 x 26 214952 P10


PESOS Y MEDIDAS

Packing List

	PIEDRAS <i>Stones</i>	PIEZAS CAJA PIECES BOX	KG. CAJA KG. BOX	M ² CAJA S.Q.M. BOX	CAJA EUROPALET BOX EUROPALET	KG. EUROPALET KG. EUROPALET	M ² EUROPALET S.Q.M. EUROPALET	
P	Bases	60,5 x 120,5	2	44	1,46	24	1056	35,04
		60 x 60	3	25,9	1,08	32	828,8	34,56
		59,5 x 59,5	3	24,7	1,06	32	790,4	33,92
		45 x 45	5	23,8	1	66	1570,8	66
		30,7 x 30,7	12	21	1,13	48	1008	54,24
		22 x 22	12	12,89	0,57	72	928,08	41,04
		44,5 x 89,3	3	29,5	1,19	32	944	38,08
		40 x 60	5	28,8	1,2	48	1382,4	57,6
		39,6 x 59,5	5	27,68	1,18	48	1328,64	56,64
		30 x 60	6	25,78	1,08	40	1031,2	43,2
		29,5 x 59,5	6	24,7	1,05	40	988	42
		29,5 x 29,5	11	22,42	1	48	1076,16	48
		22 x 89,3	4	18,5	0,79	75	1387,5	59,25
		22 x 45	10	21	1	51	1071	51
		19,7 x 59,5	9	25,68	1,05	36	924,48	37,8
		9,4 x 55	14	15,1	0,73	50	755	36,5
		9,4 x 27,5	36	19,7	0,93	30	591	27,9
		7 x 21	60	18,4	0,88	48	883,2	42,24
		7 x 14,2	88	18,5	0,88	48	888	42,24
	Comet / Fringe	29,5 x 59,5	4	12,66	0,7			
	Craft / Orbit	29,5 x 59,5	6	23,60	1,05			
	In / Out	59,5 x 59,5	3	27,70	1,06			
	Trace / Wind	29,5 x 59,5	4	16,00	0,7			
	Rodapiés	10 x 60	15	16,50	0,9			
		10 x 59,5	15	19,00	0,89			
		9,7 x 60	14	19,24	0,84			
		9,7 x 59,5	14	19,24	0,8			
		8,7 x 45	26	23,24	1,17			
		8 x 45	28	21,89	1,01			
		8,7 x 30,7	36	17,47	1,2			
		8 x 30,7	25	9,60	0,61			
		7,2 x 29,5	38	18,00	10,8			
	Mosaico	30 x 30	11	20,80	1			
	Mosaico Petra	30 x 30	9	11,52	0,81			
	Mosaico	29,5 x 29,5	11	21,00	0,96			
	Mosaico Hexagon	24,5 x 24,7	12	15,84	0,73			

PIEDRAS <i>Stones</i>	PIEZAS CAJA	KG. CAJA	M ² CAJA	CAJA EUROPALET	KG. EUROPALET	M ² EUROPALET	
	PIECES BOX	KG. BOX	S.Q.M. BOX	BOX EUROPALET	KG. EUROPALET	S.Q.M. EUROPALET	
Ondas	30 x 30	6	11,58	0,54	50	579	27
	3,8 x 30	120	17,50	1	30	525	30
	2 x 30	24	3,75	0,14		0	0
	1 x 30	24	1,97	0,07		0	0
Tesela	30 x 30	11	22,50	1	30	675	30
	20 x 30	14	17,08	0,84	32	546,56	26,88
Loseta	30 x 39,5	6	15,90	0,72	36	572,4	25,92
Avenue	21 x 89,3	2	9,00	0,37	54	486	19,98
Step	21 x 44	6	14,70	0,66	42	617,4	27,72
Wall	29,5 x 29,5	7	13,50	0,63	32	432	20,16
Compo	30 x 30	6	11,50	0,54	48	552	25,92
Auris	31 x 31	7	13,37	0,67	32	427,84	21,44
Listelo	9,8 x 59,5	8	10,40	0,46	60	624	27,6
	5,7 x 59,5	10	8,04	0,34	60	482,4	20,4
	4 x 59,5	20	10,00	11,9	60	600	714
	2 x 59,5	40	11,50	1	60	690	60
Cenefa Arrow	10 x 29,5	30	18,83	0,89	36	677,88	32,04
Cenefa Evans	5 x 30	56	17,05	0,78	36	613,8	28,08
Cenefa Galaxy	5 x 30	66	14,66	1	30	439,8	30
Cenefa Granit	5 x 30	66	13,20	1	30	396	30
Cenefa Steel	4 x 29,5	56	13,85	0,67	36	498,6	24,12
Canale / Poliform	5 x 26	70	12,90	0,91	30	387	27,3

Pack Modular* Consultar con fábrica / Check details with factory



Pack Modular Veneto*
 (45 x 45 + 22 x 45 + 22 x 22)

SABBIA	PIETRA
CODE	CODE
215663	215664

(*)
 Incluye 3 piezas de cada formato
 Box includes 3 pieces of each size

Recomendado instalar con junta de 5 mm.
 It is recommended to install with 5mm joint

PESOS Y MEDIDAS

Packing List

	PIEDRAS <i>Stones</i>	PIEZAS CAJA PIECES BOX	KG. CAJA KG. BOX	M ² CAJA S.Q.M. BOX	CAJA EUROPALET BOX EUROPALET	KG. EUROPALET KG. EUROPALET	M ² EUROPALET S.Q.M. EUROPALET
W6	Bases 30,5 x 90,3	3	15,5	0,84	90	1395	75,6
	29,5 x 89,3	3	14,8	0,78	90	1332	70,2
	30,5 x 60,5	6	20	1,1	40	800	44
	29,5 x 59,5	6	24,7	1,05	40	988	42
	25 x 40	10	16	1	72	1152	72
Line	25 x 40	9	15	0,9	72	1080	64,8
Agora	29,5 x 89,3	3	14,80	0,78	46	680,8	35,88
Genuine / Silence	30,5 x 60,5	4	13,30	0,74	24	319,2	17,76
Cenefa	8 x 25	19	6,70	0,38	60	402	22,8
	7 x 25	48	13,40	0,82	48	643,2	39,36
Infinit	9,6 x 25	27	7,30	0,77	30	219	23,1
Texas	7,5 x 25	34	11,10	0,34	36	399,6	12,24
Listelo	7,5 x 89,3	16	19,62	1,07	27	529,74	28,89
	4 x 25	40	6,70	0,8	60	402	48
Mosaico Ágora	30 x 30	4	6,56	0,36	60	393,6	21,6
Media Caña	2 x 25	72	7,76	0,36	60	465,6	21,6
Torelo	5 x 25	34	7,40	0,43	60	444	25,8
Trim	5 x 25	78	14,80	0,98	36	532,8	35,28
	7 x 14,2	88	18,2	0,88	48	873,6	42,44
	6 x 60,5	11	6,6	0,4	60	396	24

CARACTERÍSTICAS TÉCNICAS <i>Technical Features</i>	ISO 13006 UNE-EN 14411	PIEDRAS <i>Stones</i>
Longitud y anchura <i>Length and width</i>	± 0,6 %	± 0,2 %
Espesor <i>Thickness</i>	± 5,0 %	± 2,0 %
Rectitud de lados <i>Straightness of sides</i>	± 0,5 %	± 0,2 %
Ortogonalidad <i>Rectangularity</i>	± 0,5 %	± 0,2 %
Planitud de superficie <i>Surface flatness</i>	± 0,5 %	± 0,2 %
Absorción de agua <i>Water absorption</i>	E ≤ 0,5 %	E ≤ 0,1 %
Fuerza de rotura (N) <i>Breaking strength</i>	> 1300 N	> 2500 N
Resistencia a la flexión (N/mm²) <i>Modulus of rupture</i>	> 35 N/mm ²	> 45 N/mm ²
Coefficiente de dilatación térmica lineal (1/k) <i>Coefficient of linear thermal expansion</i>	Valor declarado Declared value	6,7 x 10 ⁻⁶
Resistencia al choque térmico <i>Thermal shock resistance</i>	Exigida Required	Resiste Resists
Resistencia al cuarteo <i>Crazing resistance</i>	Exigida Required	Resiste Resists
Resistencia a la helada <i>Frost resistance</i>	Exigida Required	Resiste Resists
Resistencia al desgaste <i>Surface abrasion resistance</i>	No exigida Not required	Según colección Depends on collection
Deslizamiento <i>Coefficient of friction</i>	Valor declarado Declared value	Según colección Depends on collection
Resistencia a productos de limpieza y aditivos para piscina <i>Resistance to household chemicals and swimming pool salts</i>	Valor declarado Declared value	GA
Resistencia a bajas concentraciones <i>Resistance to low concentrations</i>	Valor declarado Declared value	GLA
Resistencia a altas concentraciones <i>Resistance to high concentrations</i>	Valor declarado Declared value	GHA
Resistencia a las manchas <i>Resistance to stains</i>	> 3	5

Colorker

MOON
ACTIV

MOON
SOLID

SILVER
BLOCK

PLATA
XTREME

PLATA
TREND

PLATA
GALLERY

MOON
DISTRICT

IVORY
STUDIO1

TAUPE
ACTIV

TAUPE
DISTRICT

PLATA
PORTLAND

ANDER
TREND

CREMA
GALLERY

MOON
ICONICK

CREMA
SOFT

TAUPE
STUDIO1

PERLA
VOGUE

VISON
XTREME

MOON
TREND

CREMA
XTREME

SABBIA
DISTRICT

BEIGE
TREND

SUN
SOLID

TAUPE
ICONICK

MOON
PORTLAND

CARAMEL
ACTIV

CREMA
VOGUE

TAUPE
SOLID

PLATA
SOFT

COCOA
STUDIO1

CARAMEL
STUDIO1

ARENA
VOGUE

BEIGE
SOFT

PARDO
VOGUE

CARAMEL
GALLERY

DENIM
DISTRICTGRHAPITE
SOLIDGRAFITO
XTREMECRHOMO
BLOCKCHROMO
VOGUEGRAFITO
GALLERYGRAPHITE
ACTIVGRAFITO
SOFTGRAPHITE
STUDIO1STEEL
ICONICKDUSK
ICONICKGRAFITO
TRENDEBONY
TRENDEBONY
PORTLANDGRAFITO
PORTLANDEBONY
GALLERYPARDO
SOFTNOCE
XTREME

Cementos

CEMENTS

- 186 Activ
White Body & Porcelain tiles
- 190 Block
Porcelain tiles
- 194 District
White Body & Porcelain tiles
- 198 Gallery
Porcelain tiles
- 202 Iconick
Porcelain tiles
- 206 Portland
Porcelain tiles
- 208 Soft
Porcelain tiles
- 212 Solid
Porcelain tiles
- 218 Studio 1
Porcelain tiles
- 224 Trend
White Body & Porcelain tiles
- 228 Vogue
Porcelain tiles
- 232 Xtreme
Porcelain tiles
- 236 Pesos y medidas
Packing List
- 239 Características técnicas
Technical features

Colorker

ACTIV

Espesor (mm)
Thickness

9,7
(45 x 45)

8,5
(25 x 40)

Deslizamiento
Coefficient of friction

NATURAL: R9 / CLASE I
◆ ◆ ◆ ◆ ◆

GRIP: R11 / C / CLASE 3
◆ ◆ ◆ ◆ ◆

MIX CUBE

MIX CUBE, CARAMEL

GRAPHITE

TAUPE

CARMEL



45 x 45	215224	M64
45 x 45 Grip RII	215555	M64




45 x 45	215222	M64
45 x 45 Grip RII	215553	M64




45 x 45	215223	M64
45 x 45 Grip RII	215554	M64



MOSAICO		
30 x 30	215498	M83



MOSAICO		
30 x 30	215497	M83



MOSAICO		
30 x 30	215496	M83



RODAPIÉ		
8 x 45	215506	C57



RODAPIÉ		
8 x 45	215504	C57

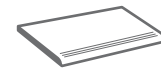


RODAPIÉ		
8 x 45	215505	C57



MOSAICO GRAPHITE, GRAPHITE

Peldaños
Stair pieces



ROMO RANURA	
45 x 45	C62



INTEGRAL	
45 x 45	P75



ÁNGULO INTEGRAL	
45 x 45	P85


MOON



25 x 40 215213 M43



LINE
25 x 40 215217 M48



CENEFA MOON
5,2 x 33 215499 P 2 I

GRAPHITE



25 x 40 215216 M43



LINE
25 x 40 215220 M48



CENEFA GRAPHITE
5,2 x 33 215502 P 2 I

MIX



5 Different designs



YARAS
25 x 40 215377 M50



MURETO
25 x 40 215252 M50



SATLAND
25 x 40 215507 M44*

(*) Precio por set
Price per set



MIX CUBE
25 x 40 215221 M50

TAUPE



25 x 40 215214 M43




LINE
25 x 40 215218 M48



CENEFA TAUPE
5,2 x 33 215500 P 2 I

CARAMEL



25 x 40 215215 M43




LINE
25 x 40 215219 M48




CENEFA CARAMEL
5,2 x 33 215501 P 2 I



CENEFA THE WAY MIX
5,8 x 40 215509 P I 5



CENEFA ELLIS
5,8 x 40 215508 P I 4



TESELA ACTIV MIX
30 x 30 215503 P 3 6



Activ
White Body & Porcelain tiles



Colorker



BLOCK

Espesor (mm)
Thickness

9,7
(59,5 x 59,5 / 29,5 x 59,5)

10,3
(44,5 x 89,3)

Deslizamiento
Coefficient of friction

RI0 / CLASE 2



 SILVER

CHROMO



59,5 x 59,5 ^R	212671	M70
--------------------------	--------	-----




44,5 x 89,3 ^R	212675	M79
29,5 x 59,5 ^R	213001	M67




LOSETA		
30 x 44	212895	M87



RODAPIÉ		
9,7 x 59,5	212889	P19



TESELA		
30 x 30 ^R	212893	M87



MOSAICO		
30 x 30 ^R	212891	M89



MIX

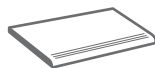


TESELA MIX		
30 x 30	213082	M87



MOSAICO MIX		
30 x 30	213081	M89

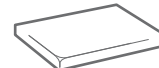
Peldaños
Stair pieces



ROMO RANURA		
29,5 x 59,5	P46	



INTEGRAL		
29,5 x 59,5	P85	



ÁNGULO INTEGRAL		
29,5 x 59,5	P88	



SILVER, TESELA MIX

SILVER



59,5 x 59,5 ^R	212672	M70
--------------------------	--------	-----



44,5 x 89,3 ^R	212676	M79
29,5 x 59,5 ^R	213002	M67



LOSETA		
30 x 44	212896	M87



RODAPIÉ		
9,7 x 59,5	212890	P19



TESELA		
30 x 30	212894	M87




MOSAICO		
30 x 30	212892	M89

MIX



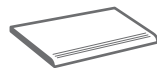
TESELA MIX		
30 x 30	213082	M87



MOSAICO MIX		
30 x 30	213081	M89



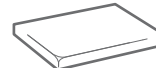
Peldaños
Stair pieces



ROMO RANURA		
29,5 x 59,5	P46	



INTEGRAL		
29,5 x 59,5	P85	



ÁNGULO INTEGRAL		
29,5 x 59,5	P88	





Colorker



DISTRICT

Espesor (mm)
Thickness

9,7

Deslizamiento
Coefficient of friction

R9 / CLASE I



MOON



25 x 75 215262 M55



CALMA
25 x 75 215266 M59

DENIM



25 x 75 215265 M55



CALMA
25 x 75 215269 M59

SABBIA



25 x 75 215263 M55



CALMA
25 x 75 215267 M59

TAUPE



25 x 75 215264 M55



CALMA
25 x 75 215268 M59



CALMA SABBIA



45 x 45 215317 M64



RODAPIÉ
8 x 45 215482 C57

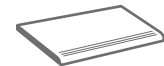


45 x 45 215316 M64



RODAPIÉ
8 x 45 215481 C57

Peldaños
Stair pieces




ROMO RANURA
45 x 45 C62



INTEGRAL
45 x 45 P75



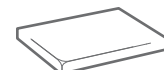
MOSAICO
30 x 30 215484 M83



MOSAICO
30 x 30 215483 M83



CENEFA FÁCIL
Easy frieze



ÁNGULO INTEGRAL
45 x 45 P85

MIX



TESELA MIX
30 x 32,7 215480 P 3 2



CUBIC MIX I
30 x 30,7 215480 P 3 2

Denim + Moon + Taupe



CUBIC MIX 2
30 x 30,7 215480 P 3 2

Sabbia + Denim + Taupe

MOON



TORSADE
25 x 75 215476 P 3 8



PRIME
25 x 75 215473 P 7 5



ALHENA
25 x 75 215471 P 7 5

SABBIA



TORSADE
25 x 75 215477 P 3 8



PRIME
25 x 75 215474 P 7 5



ALHENA
25 x 75 215472 P 7 5

MIX



TRADITION
25 x 75 215270 M59

5 Different designs

MIX



TOWN
45 x 45 215279 M64

District
White Body & Porcelain tiles



TORSADE



ALHENA, CUBIC MIX I

Colorker

GALLERY




Espesor (mm)
Thickness


9,7

Deslizamiento
Coefficient of friction

R10 / CLASE I



 PLATA

 PLATA, GRAFITO

GRAFITO



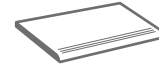
59,5 x 59,5^R 211918 M69

PLATA

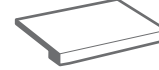


59,5 x 59,5^R 211919 M69

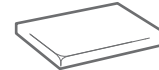
Peldaños *Stair pieces*




ROMO RANURA
29,5 x 59,5 P46




INTEGRAL
29,5 x 59,5 P85



ÁNGULO INTEGRAL
29,5 x 59,5 P88



MOSAICO
30 x 30 212008 M89



MOSAICO
30 x 30 212006 M89



CENEFA FÁCIL
Easy frieze



RODAPIÉ
9,7 x 59,5 212032 P19



RODAPIÉ
9,7 x 59,5 212030 P19



PLATA, GRAFITO

EBONY



59,5 x 59,5^R 211915 M69

CARAMEL




59,5 x 59,5^R 211916 M69


CREMA




59,5 x 59,5^R 211917 M69



MOSAICO
30 x 30 212007 M89



MOSAICO
30 x 30 212004 M89



MOSAICO
30 x 30 212005 M89



RODAPIÉ
9,7 x 59,5 212031 P19



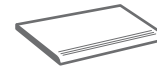
RODAPIÉ
9,7 x 59,5 212028 P19



RODAPIÉ
9,7 x 59,5 212029 P19



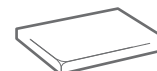
Peldaños
Stair pieces



ROMO RANURA
29,5 x 59,5 P46



INTEGRAL
29,5 x 59,5 P85



ÁNGULO INTEGRAL
29,5 x 59,5 P88



Colorker



ICONICK

Espeor (mm)
Thickness

10,2
(59,5 x 59,5 / 44,5 x 44,5)

10,5
(29,5 x 59,5)

Deslizamiento
Coefficient of friction

NATURAL: R9 / CLASE I





ESTRUCTURADO: R12 / C / CLASE 3





DUSK

STEEL



59,5 x 59,5 ^R	213981	M62
44,5 x 44,5 ^R	213977	M55
59,5 x 59,5 ^R Est. RI2	213985	M62

59,5 x 59,5 ^R	213980	M62
44,5 x 44,5 ^R	213976	M55
59,5 x 59,5 ^R Est. RI2	213984	M62





29,5 x 59,5 ^R	213973	M55
--------------------------	--------	-----

29,5 x 59,5 ^R	213972	M55
--------------------------	--------	-----



RODAPIÉ		
9,7 x 59,5	214548	PI9
8,7 x 44,5	214244	PI9

RODAPIÉ		
9,7 x 59,5	212550	PI9
8,7 x 44,5	212243	PI9




MOSAICO		
30 x 30	214199	M89

MOSAICO		
30 x 30	214198	M89

MIX F



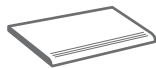
Dusk + Steel



MOSAICO MIX F		
30 x 30	214203	M89



Peldaños
Stair pieces



ROMO RANURA	
29,5 x 59,5	P46



INTEGRAL	
29,5 x 59,5	P85




ÁNGULO INTEGRAL	
29,5 x 59,5	P88



TAUPE

TAUPE



59,5 x 59,5 ^R	213982	M62
44,5 x 44,5 ^R	213978	M55
59,5 x 59,5 ^R Est. RI2	213986	M62



29,5 x 59,5 ^R	213974	M55
--------------------------	--------	-----

MOON



59,5 x 59,5 ^R	213983	M62
44,5 x 44,5 ^R	213979	M55
59,5 x 59,5 ^R Est. RI2	213987	M62



29,5 x 59,5 ^R	213975	M55
--------------------------	--------	-----




RODAPIÉ		
9,7 x 59,5	212549	PI9
8,7 x 44,5	212245	PI9




RODAPIÉ		
9,7 x 59,5	212551	PI9
8,7 x 44,5	212246	PI9

MIX C


Moon + Taupe



MOSAICO MIX C		
30 x 30	214202	M89



MOSAICO		
30 x 30	214200	M89



MOSAICO		
30 x 30	214201	M89



CENEFA FÁCIL
Easy frieze

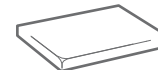
Peldaños
Stair pieces




ROMO RANURA	
29,5 x 59,5	P46



INTEGRAL	
29,5 x 59,5	P85



ÁNGULO INTEGRAL	
29,5 x 59,5	P88



Colorker

PORTLAND



Espesor (mm)
Thickness

9,7

Deslizamiento
Coefficient of friction

R9 / CLASE I



GRAFITO



30 x 60 213012 M52



DECORADO
30 x 60 213530 P 37



VENTANA
30 x 60 213534 P 3 I

EBONY



30 x 60 213014 M52




DECORADO
30 x 60 213528 P 37



VENTANA
30 x 60 213532 P 3 I


PLATA



30 x 60 213011 M52




DECORADO
30 x 60 213529 P 37




VENTANA
30 x 60 213533 P 3 I


MOON



30 x 60 213013 M52



DECORADO
30 x 60 213527 P 37



VENTANA
30 x 60 213531 P 3 I



GRAFITO PLATA

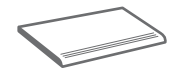
MIX



CENEFA F
5 x 30 213466 P I 8

CENEFA C
5 x 30 213467 P I 8

Peldaños
Stair pieces



ROMO RANURA
30 x 60 P46



INTEGRAL
30 x 60 P85



ÁNGULO INTEGRAL
30 x 60 P88

Colorker



SOFT

Espesor (mm)
Thickness

9,7

GRAFITO



45 x 45 210474 M45




30 x 60 208936 M52



DECORADO
30 x 60 007979 P 4 I



DECORADO
14,7 x 60 007984 P 2 9



LISTELO DECORADO
6 x 60 007994 P 2 3




LISTELO DECORADO
2 x 60 007989 P 1 7



RODAPIÉ
8 x 45 210492 C66

PLATA



45 x 45 210475 M45



30 x 60 208937 M52



DECORADO
30 x 60 007981 P 4 I



DECORADO
14,7 x 60 007986 P 2 9



LISTELO DECORADO
6 x 60 007996 P 2 3



LISTELO DECORADO
2 x 60 007991 P 1 7



RODAPIÉ
8 x 45 210494 C66

MIX



CLOE F
5 x 30 008064 P 2 0

Peldaños
Stair pieces



ROMO RANURA
30 x 60 P46



INTEGRAL
30 x 60 P85




ÁNGULO INTEGRAL
30 x 60 P88

MIX C



CLOEC		
5 x 30	008063	P 2 0

PARDO



45 x 45	210478	M45
---------	--------	-----



30 x 60	208935	M52
---------	--------	-----



DECORADO		
30 x 60	007980	P 4 I



DECORADO		
14,7 x 60	007985	P 2 9



LISTELO DECORADO		
6 x 60	007995	P 2 3



LISTELO DECORADO		
2 x 60	007990	P 1 7




RODAPIÉ		
8 x 45	210493	C66


BEIGE




45 x 45	210477	M45
---------	--------	-----



30 x 60	208934	M52
---------	--------	-----



DECORADO		
30 x 60	007977	P 4 I



DECORADO		
14,7 x 60	007982	P 2 9



LISTELO DECORADO		
6 x 60	007992	P 2 3

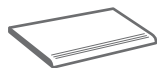


LISTELO DECORADO		
2 x 60	007987	P 1 7



RODAPIÉ		
8 x 45	210490	C66

Peldaños
Stair pieces



ROMO RANURA		
30 x 60		P46



INTEGRAL		
30 x 60		P85




ÁNGULO INTEGRAL		
30 x 60		P88


CREMA




45 x 45 210476 M45




30 x 60 208938 M52



DECORADO
30 x 60 007978 P 4 1



DECORADO
14,7 x 60 007983 P 2 9



LISTELO DECORADO
6 x 60 007993 P 2 3



LISTELO DECORADO
2 x 60 007988 P 1 7



RODAPIÉ
8 x 45 210491 C66



PARDO, DECORADO PARDO

PERFIL ALUMINIO		
120 x 1,5 Cromado	007446	P 3 2
120 x 1,5 Mate	007446	P 3 2

PERFIL URBAN		
120 x 1,5	209456	P 2 4
120 x 1	209457	P 2 3

Colorker



SOLID

Espesor (mm)
Thickness

20
(60 x 60)

II
(89,3 x 89,3)

10,3
(44,5 x 89,3)

9,7
(60 x 60 / 59,5 x 59,5 / 29,5 x 59,5)

Deslizamiento
Coefficient of friction

LAPATTO: R9 / CLASE I
◆ ◆ ◆ ◆ ◆

NATURAL: R10 / CLASE I
◆ ◆ ◆ ◆ ◆

GRIP: R11 / C / CLASE 3
◆ ◆ ◆ ◆ ◆

MOON

SUN



89,3 x 89,3 215510 M80

89,3 x 89,3 215511 M80

TAUPE

GRAPHITE




89,3 x 89,3 215512 M80

89,3 x 89,3 215361 M80


MOON




44,5 x 89,3 ^R Natural	215357	M79
44,5 x 89,3 ^R Lapatto	215154	M80



60 x 60 Natural	215172	M68
60 x 60 Grip RII (20mm)	215720	M83
59,5 x 59,5 ^R Lapatto	215352	M71



30 x 60 Natural	215175	M64
30 x 60 Grip RII	215343	M64
29,5 x 59,5 ^R Lapatto	215347	M67



9,4 x 55 ^R Natural	215191	M75
-------------------------------	--------	-----




9,4 x 27,5 ^R Natural	215186	M75
---------------------------------	--------	-----




RODAPIÉ		
9,7 x 60 Natural	215195	P12
9,7 x 59,5 Lapatto	215407	P15
9,7 x 89,3 Natural	215411	P20


SUN



44,5 x 89,3 ^R Natural	215358	M79
44,5 x 89,3 ^R Lapatto	215155	M80




60 x 60 Natural	215173	M68
60 x 60 Grip RII (20mm)	215722	M83
59,5 x 59,5 ^R Lapatto	215353	M71



30 x 60 Natural	215176	M64
30 x 60 Grip RII	215344	M64
29,5 x 59,5 ^R Lapatto	215348	M67



9,4 x 55 ^R Natural	215192	M75
-------------------------------	--------	-----



9,4 x 27,5 ^R Natural	215187	M75
---------------------------------	--------	-----




RODAPIÉ		
9,7 x 60 Natural	215196	P12
9,7 x 59,5 Lapatto	215408	P15
9,7 x 89,3 Natural	215412	P20


TAUPE




44,5 x 89,3 ^R Natural	215359	M79
44,5 x 89,3 ^R Lapatto	215156	M80




60 x 60 Natural	215174	M68
60 x 60 Grip RII (20mm)	215721	M83
59,5 x 59,5 ^R Lapatto	215354	M71



30 x 60 Natural	215177	M64
30 x 60 Grip RII	215345	M64
29,5 x 59,5 ^R Lapatto	215349	M67



9,4 x 55 ^R Natural	215193	M75
-------------------------------	--------	-----



9,4 x 27,5 ^R Natural	215188	M75
---------------------------------	--------	-----




RODAPIÉ		
9,7 x 60 Natural	215197	PI2
9,7 x 59,5 Lapatto	215409	PI5
9,7 x 89,3 Natural	215413	P20

GRAPHITE



44,5 x 89,3 ^R Natural	215360	M79
44,5 x 89,3 ^R Lapatto	215156	M80




60 x 60 Natural	215351	M68
60 x 60 Grip RII (20mm)	215723	M83
59,5 x 59,5 ^R Lapatto	215355	M71



30 x 60 Natural	215342	M64
30 x 60 Grip RII	215346	M64
29,5 x 59,5 ^R Lapatto	215350	M67



9,4 x 55 ^R Natural	215363	M75
-------------------------------	--------	-----



9,4 x 27,5 ^R Natural	215362	M75
---------------------------------	--------	-----



RODAPIÉ		
9,7 x 60 Natural	215364	PI2
9,7 x 59,5 Lapatto	215410	PI5
9,7 x 89,3 Natural	215414	P20




HEXAGON 3 DIFFERENT DESIGNS


MOON



3 Different Designs



VITAE			
28,5 x 43,5	215368	P 4 4	



DECOR ON (Nat + Lap)			
29 x 29	215372	P 3 2	



HEXAGON			
34,4 x 39,7	215423	P 4 2	


SUN



3 Different Designs



VITAE			
28,5 x 43,5	215369	P 4 4	



DECOR ON (Nat + Lap)			
29 x 29	215373	P 3 2	



HEXAGON			
34,4 x 39,7	215424	P 4 2	


TAUPE



3 Different Designs



VITAE			
28,5 x 43,5	215370	P 4 4	



DECOR ON (Nat + Lap)			
29 x 29	215374	P 3 2	



HEXAGON			
34,4 x 39,7	215425	P 4 2	


GRAPHITE



3 Different Designs



VITAE			
28,5 x 43,5	215371	P 4 4	




DECOR ON (Nat + Lap)			
29 x 29	215375	P 3 2	



HEXAGON			
34,4 x 39,7	215426	P 4 2	

MOON



MOSAICO (Nat + Lap)		
30 x 30	215415	M83




MOS. HEXAGON (Nat + Lap)		
24,5 x 24,7	215419	P 2 9



HEXAGON		
14,5 x 12,5 Natural	215198	M87

SUN



MOSAICO (Nat + Lap)		
30 x 30	215416	M83




MOS. HEXAGON (Nat + Lap)		
24,5 x 24,7	215420	P 2 9



HEXAGON		
14,5 x 12,5 Natural	215199	M87

TAUPE



MOSAICO (Nat + Lap)		
30 x 30	215417	M83




MOS. HEXAGON (Nat + Lap)		
24,5 x 24,7	215421	P 2 9



HEXAGON		
14,5 x 12,5 Natural	215200	M87

GRAPHITE



MOSAICO (Nat + Lap)		
30 x 30	215418	M83



MOS. HEXAGON (Nat + Lap)		
24,5 x 24,7	215422	P 2 9




HEXAGON		
14,5 x 12,5 Natural	215365	M87

MIX



Set 2 pieces



DETAILS		
30 x 60	215427	P 5 8



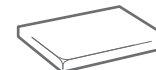
Peldaños
Stair pieces



ROMO RANURA	
30 x 60	P46
29,5 x 59,5 Lapatto	P46



INTEGRAL	
30 x 60	P85
29,5 x 59,5 Lapatto	P85



ÁNGULO INTEGRAL	
30 x 60	P88
29,5 x 59,5 Lapatto	P88

Colorker

STUDIO 1

Espesor (mm)
Thickness


9,7

Deslizamiento
Coefficient of friction

NATURAL: R9 / CLASE I




COCOA



60 x 60	214291	M64
45 x 45	214505	M56



30 x 60	214697	M61
---------	--------	-----



HEXAGON		
24,5 x 24,7	214512	P 3 2




RODAPIÉ		
10 x 60	214637	C76
8 x 45	214673	C59


GRAPHITE



60 x 60	214292	M64
45 x 45	214506	M56



30 x 60	214698	M61
---------	--------	-----



HEXAGON		
24,5 x 24,7	214514	P 3 2

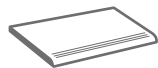


RODAPIÉ		
10 x 60	214638	C76
8 x 45	214674	C59

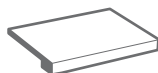


GRAPHITE

Peldaños
Stair pieces



ROMO RANURA	
30 x 60	P46




INTEGRAL	
30 x 60	P85



ÁNGULO INTEGRAL	
30 x 60	P88

Colorker




 HEXAGON IVORY


IVORY



60 x 60	214288	M64
45 x 45	214501	M56



30 x 60	214694	M61
---------	--------	-----



HEXAGON		
24,5 x 24,7	214511	P 3 2




RODAPIÉ		
10 x 60	214635	C76
8 x 45	214676	C59


TAUPE



60 x 60	214290	M64
45 x 45	214503	M56



30 x 60	214696	M61
---------	--------	-----

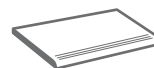


HEXAGON		
24,5 x 24,7	214515	P 3 2



RODAPIÉ		
10 x 60	214636	C76
8 x 45	214677	C59

Peldaños
Stair pieces



ROMO RANURA		
30 x 60		P46



INTEGRAL		
30 x 60		P85




ÁNGULO INTEGRAL		
30 x 60		P88


CARMEL



60 x 60	214289	M64
45 x 45	214502	M56



30 x 60	214695	M61
---------	--------	-----



HEXAGON		
24,5 x 24,7	214513	P 3 2



RODAPIÉ		
10 x 60	214639	C76
8 x 45	214672	C59




CARMEL



IVORY



NOUVEAU		
60 x 60	214534	M68



TACO NOUVEAU		
19,7 x 19,7	214732	M80

TAUPE



NOUVEAU		
60 x 60	214536	M68




TACO NOUVEAU		
19,7 x 19,7	214734	M80

CARAMEL



NOUVEAU		
60 x 60	214535	M68



TACO NOUVEAU		
19,7 x 19,7	214733	M80

COCOA



NOUVEAU		
60 x 60	214537	M68



TACO NOUVEAU		
19,7 x 19,7	214735	M80

GRAPHITE



NOUVEAU		
60 x 60	214538	M68



TACO NOUVEAU		
19,7 x 19,7	214736	M80



Colorker



TREND

Espesor (mm)
Thickness

9,7
(45 x 45)

8,5
(31,6 x 31,6 / 25 x 40)

Deslizamiento
Coefficient of friction

R9 / CLASE I
◆ ◆ ◆ ◆ ◆

GRAFITO



45 x 45	213125	M41
31,6 x 31,6	008078	M39



RODAPIÉ		
8 x 45	209644	C77
8 x 31,6	214995	C52

EBONY




45 x 45	213124	M41
31,6 x 31,6	008076	M39



RODAPIÉ		
8 x 45	209642	C77
8 x 31,6	214994	C52

ANDER

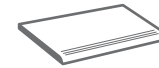


45 x 45	213122	M41	P
31,6 x 31,6	008079	M39	W6

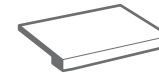


RODAPIÉ		
8 x 45	209640	C77
8 x 31,6	214992	C52

Peldaños Stair pieces



ROMO RANURA		
45 x 45		C62




INTEGRAL		
45 x 45		P75



ÁNGULO INTEGRAL		
45 x 45		P85

PLATA




45 x 45	213121	M41
31,6 x 31,6	008077	M39



RODAPIÉ		
8 x 45	209645	C77
8 x 31,6	214997	C52

MOON




45 x 45	213120	M41
31,6 x 31,6	008075	M39



RODAPIÉ		
8 x 45	209643	C77
8 x 31,6	214996	C52

BEIGE



45 x 45	213119	M41	P
31,6 x 31,6	008080	M39	W6



RODAPIÉ		
8 x 45	209641	C77
8 x 31,6	214993	C52

MIX



LISTELO Grafito/Plata		
10 x 45	213155	P 2 2



LISTELO Ebony/Moon		
10 x 45	213158	P 2 2



LISTELO Ander/Beige		
10 x 45	213156	P 2 2



LISTELO Ebony/Beige		
10 x 45	213157	P 2 2



TACO A Grafito/Plata		
10 x 10	213159	P 2 2



TACO A Ebony/Moon		
10 x 10	213162	P 2 2



TACO A Ander/Beige		
10 x 10	213160	P 2 2



TACO A Ebony/Beige		
10 x 10	213161	P 2 2



TACO B Grafito/Plata		
10 x 10	213163	P 2 2



TACO B Ebony/Moon		
10 x 10	213165	P 2 2



TACO B Ander/Beige		
10 x 10	213164	P 2 2




TACO B Ebony/Beige		
10 x 10	213166	P 2 2

GRAFITO

EBONY


ANDER



25 x 40 008181 M39




25 x 40 008180 M39



25 x 40 008179 M39



VENTANA
25 x 40 210158 P 2 3



VENTANA
25 x 40 210157 P 2 3



VENTANA
25 x 40 210156 P 2 3



DUO
25 x 40 008287 M48



DUO
25 x 40 008285 M48




DUO
25 x 40 008283 M48



GEO
25 x 40 008293 M48




GEO
25 x 40 008291 M48



GEO
25 x 40 008289 M48


MIX TREND



CENEFA Grafito/ Plata
6 x 25 210112 P 1 9



CENEFA Ebony/ Moon
6 x 25 210111 P 1 9



CENEFA Ander/ Beige
6 x 25 210110 P 1 9



INSERTO Grafito/ Plata
5 x 10 210108 P 1 8



INSERTO Ebony/ Moon
5 x 10 210107 P 1 8



INSERTO Ander/ Beige
5 x 10 210106 P 1 8




GEO EBONY, MOON




PLATA

MOON

BEIGE



25 x 40 008184 M39



25 x 40 008183 M39



25 x 40 008182 M39



VENTANA
25 x 40 210161 P 2 3




VENTANA
25 x 40 210160 P 2 3




VENTANA
25 x 40 210159 P 2 3




DUO
25 x 40 008288 M48



DUO
25 x 40 008286 M48




DUO
25 x 40 008284 M48



GEO
25 x 40 008294 M48



GEO
25 x 40 008292 M48



GEO
25 x 40 008290 M48

MIX TRENCY



CENEFA Grafito/Plata
5 x 25 210502 P 1 0



CENEFA Ebony/Moon
5 x 25 210501 P 1 0



CENEFA Ander/Beige
5 x 25 210500 P 1 0



INSERTO Grafito/Plata
5 x 10 210505 P 1 0




INSERTO Ebony/Moon
5 x 10 210504 P 1 0



INSERTO Ander/Beige
5 x 10 210503 P 1 0

MIX




MURETO MIX C
25 x 40 215598 M50



MURETO MIX F
25 x 40 215599 M50

Colorker

VOGUE




Espesor (mm)
Thickness


9,7

Deslizamiento
Coefficient of friction

R9 / CLASE I



 PERLA

 CHROMO

CHROMO

PERLA

CREMA



60 x 60	212729	M57
45 x 45	209723	M43




60 x 60	212731	M57
45 x 45	209726	M43



60 x 60	212728	M57
45 x 45	209724	M43



30 x 60	209718	M52
---------	--------	-----



30 x 60	209721	M52
---------	--------	-----



30 x 60	209719	M52
---------	--------	-----



RODAPIÉ		
10 x 60	212805	C76
8 x 45	210041	C73

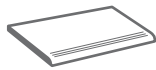


RODAPIÉ		
10 x 60	212807	C76
8 x 45	210044	C73

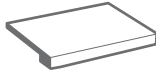


RODAPIÉ		
10 x 60	212804	C76
8 x 45	210042	C73

Peldaños
Stair pieces



ROMO RANURA		
30 x 60		P46



INTEGRAL		
30 x 60		P85



ÁNGULO INTEGRAL		
30 x 60		P88




MOSAICO MINI TERRA

PARDO



60 x 60	212730	M57
45 x 45	209725	M43



30 x 60	209720	M52
---------	--------	-----




RODAPIÉ		
10 x 60	212806	C76
8 x 45	210043	C73

ARENA



60 x 60	212727	M57
45 x 45	209722	M43




30 x 60	209717	M52
---------	--------	-----



RODAPIÉ		
10 x 60	212803	C76
8 x 45	210040	C73

MOSAICO MINI

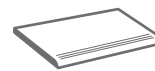


CARBONO		
7,5 x 30	209928	P32



TERRA		
7,5 x 30	209927	P32

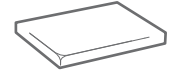
Peldaños
Stair pieces



ROMO RANURA		
30 x 60		P46



INTEGRAL		
30 x 60		P85



ÁNGULO INTEGRAL		
30 x 60		P88



Colorker



XTREME

Espesor (mm)
Thickness

9,7

Deslizamiento
Coefficient of friction

R9 / CLASE I




GRAFITO



45 x 45 211891 M45



30 x 60 211940 M52



DECORADO
30 x 60 212186 P 5 6



RODAPIÉ
8 x 45 212065 C68

PLATA



45 x 45 211892 M45



30 x 60 211943 M52



DECORADO
30 x 60 212187 P 5 6




RODAPIÉ
8 x 45 212066 C68

MIX F



Grafito + Plata

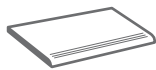


MOSAICO MIX F
30 x 30 211974 M89



CENEFA FÁCIL
Easy frieze

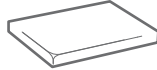
Peldaños
Stair pieces



ROMO RANURA
30 x 60 P46



INTEGRAL
30 x 60 P85



ÁNGULO INTEGRAL
30 x 60 P88



Colorker



NOCE, MOSAICO MIX C

NOCE



45 x 45 211894 M45



30 x 60 211941 M52



DECORADO
30 x 60 212184 P 5 6




RODAPIÉ
8 x 45 212063 C68


CREMA



45 x 45 211890 M45



30 x 60 211939 M52




DECORADO
30 x 60 212015 P 5 6



RODAPIÉ
8 x 45 212062 C68

MIX C
Crema + Visón + Noce

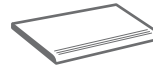


MOSAICO MIX C
30 x 30 211963 M89



CENEFA FÁCIL
Easy frieze

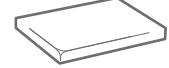
Peldaños
Stair pieces



ROMO RANURA
30 x 60 P46



INTEGRAL
30 x 60 P85




ÁNGULO INTEGRAL
30 x 60 P88


VISÓN



45 x 45 211893 M45



30 x 60 211942 M52



DECORADO
30 x 60 212185 P 5 6



RODAPIÉ
8 x 45 212064 C68



PESOS Y MEDIDAS

Packing List

	CEMENTOS <i>Cements</i>	PIEZAS CAJA PIECES BOX	KG. CAJA KG. BOX	M ² CAJA S.Q.M. BOX	CAJA EUROPALET BOX EUROPALET	KG. EUROPALET KG. EUROPALET	M ² EUROPALET S.Q.M. EUROPALET	
P	Bases	89,3 x 89,3	2	41	1,59	20	820	31,80
		44,5 x 89,3	3	29,5	1,19	32	944	38,08
		60 x 60	3	25,9	1,08	32	828,8	34,56
		60 x 60 (20mm)	2	34,5	0,72	24	828	17,28
		59,5 x 59,5	3	24,7	1,06	32	790,4	33,92
		45 x 45	5	23,8	1	66	1570,8	66
		44,5 x 44,5	5	23,7	1	66	1564,2	66
		31,6 x 31,6	12	21	1,2	48	1044	57,60
		30 x 60	6	25,78	1,08	40	1031,2	43,2
		29,5 x 59,5	6	24,7	1,05	40	988	42
		9,4 x 55	14	15,1	0,73	50	755	36,5
		9,4 x 27,5	36	19,7	0,93	30	591	27,9
		Rodapiés	10 x 60	15	16,50	0,9		
		9,7 x 89,3	10	23,9	0,9			
		9,7 x 60	14	19,24	0,84			
		9,7 x 59,5	14	19,24	0,8			
		8,7 x 44,5	26	23,24	1,04			
		8 x 45	28	21,89	1,01			
		8 x 31,6	25	10,20	0,63			
	Hexágono	14,5 x 12,5	66	19,3	0,9			
	Decorado Hexágono	34,4 x 39,7	10	16,3	1			
	Decorado Soft	30 x 60	6	25,10	1,08			
		14,7 x 60	10	19,97	0,88			
	Details	30 x 60	4	16,60	0,72			
	Mosaico	30 x 30	11	20,15	1			
	Mosaico Mini	7,5 x 30	36	12,10	1			
	Mosaico Hexagon	24,5 x 24,7	12	15,84	0,73			
	On	29 x 29	11	20,20	0,88			
	Vitae	28,5 x 43,5	6	17,70	0,72			
	Loseta	30 x 44	6	18,10	0,79			
	Taco Nouveau	19,7 x 19,7	25	20,8	1			
	Taco Trend	10 x 10	56	11,70	1			
	Tesela	30 x 30	11	22,50	1			
	Listelo	6 x 60	10	9,75	0,36			
		2 x 60	40	11,26	0,48			
	Ventana Portland	30 x 60	4	17,50	0,72			

CEMENTOS		PIEZAS	KG.	M ²	CAJA	KG.	M ²	
<i>Cements</i>		CAJA	CAJA	CAJA	EUROPALET	EUROPALET	EUROPALET	
		PIECES BOX	KG. BOX	S.Q.M. BOX	BOX EUROPALET	KG. EUROPALET	S.Q.M. EUROPALET	
W ₆	Bases	25 x 75	6	20,5	1,13	54	1107	61,02
		25 x 40	10	16	1	72	1152	72
	Duo, Cube, Line, Geo	25 x 40	9	15	0,9	72	1080	64,8
	Satland	25 x 40	4	6,00	0,4	57	342	22,8
	Ventana	25 x 40	4	5,80	0,4	57	330,6	22,8
	Cenefa Activ	5,2 x 33	50	13,10	0,85	30	393	25,5
	Cenefa Cloe, Portland	5 x 30	54	14,70	0,81	36	529,2	29,16
	Cenefa Ellis	5,8 x 40	26	8,70	0,6	52	452,4	31,2
	Cenefa The way	5,8 x 40	24	9,00	0,56	52	468	29,12
	Cenefa Trency	5 x 25	50	10,00	1	60	600	60
	Cenefa Trend	6 x 25	50	11,80	1	56	660,8	56
	Cubic Mix	26 x 30	12	14,90	0,94	30	447	28,2
	Listelo Trend	10 x 45	14	13,14	1	56	735,84	56
	Taco	5 x 10	100	7,80	1	60	468	60
	Tesela Activ	30 x 30	11	22,50	1	30	675	30
	Tesela District	30 x 32,7	7	10,9	0,7	30	327	21

Colorker



CARACTERÍSTICAS TÉCNICAS <i>Technical features</i>	ISO 13006 UNE-EN 14411	CEMENTOS <i>Cements</i>
Longitud y anchura <i>Length and width</i>	± 0,6 %	± 0,2 %
Espesor <i>Thickness</i>	± 5,0 %	± 2,0 %
Rectitud de lados <i>Straightness of sides</i>	± 0,5 %	± 0,2 %
Ortogonalidad <i>Rectangularity</i>	± 0,5 %	± 0,2 %
Planitud de superficie <i>Surface flatness</i>	± 0,5 %	± 0,2 %
Absorción de agua <i>Water absorption</i>	E ≤ 0,5 %	E ≤ 0,1 %
Fuerza de rotura (N) <i>Breaking strength</i>	> 1300 N	> 2500 N
Resistencia a la flexión (N/mm²) <i>Modulus of rupture</i>	> 35 N/mm ²	> 45 N/mm ²
Coefficiente de dilatación térmica lineal (1/k) <i>Coefficient of linear thermal expansion</i>	Valor declarado Declared value	6,7 x 10 ⁻⁶
Resistencia al choque térmico <i>Thermal shock resistance</i>	Exigida Required	Resiste Resists
Resistencia al cuarteo <i>Crazing resistance</i>	Exigida Required	Resiste Resists
Resistencia a la helada <i>Frost resistance</i>	Exigida Required	Resiste Resists
Resistencia al desgaste <i>Surface abrasion resistance</i>	No exigida Not required	Según colección Depends on collection
Deslizamiento <i>Coefficient of friction</i>	Valor declarado Declared value	Según colección Depends on collection
Resistencia a productos de limpieza y aditivos para piscina <i>Resistance to household chemicals and swimming pool salts</i>	Valor declarado Declared value	GA
Resistencia a bajas concentraciones <i>Resistance to low concentrations</i>	Valor declarado Declared value	GLA
Resistencia a altas concentraciones <i>Resistance to high concentrations</i>	Valor declarado Declared value	GHA
Resistencia a las manchas <i>Resistance to stains</i>	> 3	5

ACERO
RUSTIC METAL

PLATA
NOVUM

BRONCE
RUSTIC METAL

Colorker

SABBIA
VIA TERRA

CREMA
NOVUM

FUOCO
VIA TERRA

A large rectangular sample of a dark brown, textured tile with a subtle, organic pattern. The color is a deep, rich brown, and the texture appears slightly grainy and uneven.

NOCE
NOVUM

A large rectangular sample of a dark grey, textured tile with a subtle, organic pattern. The color is a deep, charcoal grey, and the texture appears slightly grainy and uneven.

ANTRACITA
NOVUM

A large rectangular sample of a light brown, textured tile with a subtle, organic pattern. The color is a warm, light brown, and the texture appears slightly grainy and uneven.

NOCE
VÍA TERRA

A large rectangular sample of a dark brown, textured tile with a subtle, organic pattern. The color is a deep, rich brown, and the texture appears slightly grainy and uneven.

CUERO
NOVUM

Cotto & Metal

COTTO & METAL

- 242 Novum
Porcelain tiles
- 244 Rustic Metal
Porcelain tiles
- 248 Vía Terra
Porcelain tiles
- 252 Pesos y medidas
Packing List
- 253 Características técnicas
Technical Features

Colorker



NOVUM

Espesor
Thickness

8,2


Deslizamiento
Coefficient of friction

NATURAL: CLASE I
◆ ◆ ◆ ◆ ◆

GRIP: R11 / C / CLASE 3
◆ ◆ ◆ ◆ ◆


CREMA, SET DECORADO

ANTRACITA



30,7 x 30,7	211897	M44
30,7 x 30,7Grip RII	211903	M44

NOCE



30,7 x 30,7	211900	M44
30,7 x 30,7Grip RII	211906	M44

CREMA



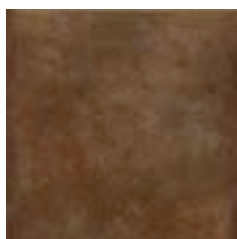
30,7 x 30,7	211899	M44
30,7 x 30,7Grip RII	211905	M44

PLATA



30,7 x 30,7	211901	M44
30,7 x 30,7Grip RII	211907	M44

CUERO



30,7 x 30,7	211898	M44
30,7 x 30,7Grip RII	211904	M44



RODAPIÉ 8 x 30,7		
Antracita	214998	C52
Crema	214999	C52
Cuero	215000	C52
Noce	215001	C52
Plata	215002	C52



NOCE NOCE

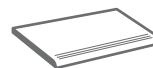


SET. DECORADO		
30,7 x 30,7	212014	C70

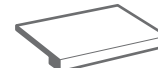


LISTELO		
9,7 x 30	212394	P43

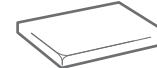
Peldaños
Stair pieces



ROMO RANURA	
30,7 x 30,7	C57




INTEGRAL	
30,7 x 30,7	P30



ÁNGULO INTEGRAL	
30,7 x 30,7	P40

Colorker



RUSTIC METAL

Espesor
Thickness

9,7

Deslizamiento
Coefficient of friction

CLASE I



ACERO

BRONCE



44,5 x 44,5^R 209779 M78



44,5 x 44,5^R 209780 M78



DEC. FORJA
44,5 x 44,5^R 210036 P56



DEC. FORJA
44,5 x 44,5^R 210037 P56



VENTANA (22 x 22)
44,5 x 44,5^R 210126 P40



VENTANA (22 x 22)
44,5 x 44,5^R 210127 P40



RODAPIÉ
8,7 x 44,5 209857 P19



RODAPIÉ
8,7 x 44,5 209858 P19






ACERO

BRONCE

MIX



MOSAICO		
30 x 30	210028	P43



MOSAICO		
30 x 30	210029	P43




MOSAICO		
30 x 30 ⁸	210128	P43



TESELA		
14,5 x 29,5	210032	P26



TESELA		
14,5 x 29,5	210033	P26



TESELA		
14,5 x 29,5	210149	P26

Decoración

Decoration



CENEFA ROSE METAL		
10 x 90,3	209977	P66
10 x 89,3	209976	P66



DEC. VOLCÁN		
22 x 44,5	210124	P51



TACO VOLCÁN		
22 x 22	210125	P32



TACO MATERIA		
15 x 15	210122	P23



DEC. MATERIA		
15 x 30,5	210121	P36



LISTELO MATERIA		
3 x 30,5	210123	P25

Rustic Metal
Porcelain tiles



Colorker



VÍA TERRA

Espesor
Thickness

9,7

Deslizamiento
Coefficient of friction

NATURAL: R10 / CLASE I
◆ ◆ ◆ ◆ ◆

GRIP: R11 / B / CLASE 3
◆ ◆ ◆ ◆ ◆

NOCE



60 x 60 214985 M68



RODAPIÉ		
10 x 60	215043	C56
8 x 30,7	215098	C42

MIX



CODICE
60 x 60 215094 M68



TACO CODICE
19,7 x 19,7 215095 M80

FUOCO

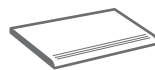


60 x 60 214983 M68



RODAPIÉ		
10 x 60	215041	C56
8 x 30,7	215097	C42

Peldaños
Stair pieces



ROMO RANURA
30 x 60 P46



INTEGRAL
30 x 60 P85



ÁNGULO INTEGRAL
30 x 60 P88

SABBIA



60 x 60 214984 M68



RODAPIÉ		
10 x 60	215042	C56
8 x 30,7	215096	C42



SABBIA, CODICE

HEXAGON SABBIA

NOCE



30 x 60	214982	M64
30 x 60 Grip RII	215063	M64



9,4 x 55	215034	M75
9,4 x 27,5	215031	M75
7 x 14,2	215028	M75



30,7 x 30,7	214979	M55
-------------	--------	-----




MOSAICO		
30 x 30	215059	M83



MOSAICO AURIS		
31 x 31	215040	P30



MOSAICO HEXAGON		
24,5 x 24,7	215037	P29



HEXAGON		
14,5 x 12,5	215159	M87

FUOCO




30 x 60	214980	M64
30 x 60 Grip RII	215061	M64



9,4 x 55	215032	M75
9,4 x 27,5	215029	M75
7 x 14,2	215026	M75



30,7 x 30,7	214977	M55
-------------	--------	-----



MOSAICO		
30 x 30	215058	M83



MOSAICO AURIS		
31 x 31	215038	P30



MOSAICO HEXAGON		
24,5 x 24,7	215035	P29



HEXAGON		
14,5 x 12,5	215157	M87



TORELO		
4,5 x 30,7	215048	PI3



MEDIA CAÑA		
2 x 30,7	215045	PI0



TORELO		
4,5 x 30,7	215047	PI3



MEDIA CAÑA		
2 x 30,7	215044	PI0

SABBIA




30 x 60	214981	M64
30 x 60 Grip RII	215062	M64



9,4 x 55	215033	M75
9,4 x 27,5	215030	M75
7 x 14,2	215027	M75



30,7 x 30,7	214978	M55
-------------	--------	-----



MOSAICO		
30 x 30	215060	M83



MOSAICO AURIS		
31 x 31	215039	P30



MOSAICO HEXAGON		
24,5 x 24,7	215036	P29



HEXAGON		
14,5 x 12,5	215158	M87



TORELO		
4,5 x 30,7	215049	PI3



MEDIA CAÑA		
2 x 30,7	215046	PI0



PESOS Y MEDIDAS

Packing List

COTTO & METAL		PIEZAS CAJA	KG. CAJA	M ² CAJA	CAJA EUROPALET	KG. EUROPALET	M ² EUROPALET	
<i>Cotto & Metal</i>		PIECES BOX	KG. BOX	S.Q.M. BOX	BOX EUROPALET	KG. EUROPALET	S.Q.M. EUROPALET	
P	Bases	60 x 60	3	25,9	1,08	32	828,8	34,56
		44,5 x 44,5	5	23,7	1	66	1564,2	66
		30,7 x 30,7	12	21	1,13	48	1008	54,24
		30 x 60	6	25,78	1,08	40	1031,2	43,2
		9,4 x 55	14	15,1	0,73	50	755	36,5
		9,4 x 27,5	36	19,7	0,93	30	591	27,9
		7 x 14,2	88	18,5	0,88	48	888	42,24
	Rodapié	10 x 60	15	16,50	0,9			
		8,7 x 44,5	26	23,24	1,04			
		8 x 30,7	25	9,60	0,61			
	Dec. Forja	44,5 x 44,5	4	18,80	0,79			
	Dec. Novum	30,7 x 30,7	3	5,20	0,27			
	Ventana	44,5 x 44,5	4	14,20	1			
	Decorado Volcán	22 x 44,5	3	7,35	1			
	Taco Volcán	22 x 22	6	7,35	1			
	Dec. Materia	15 x 30,5	9	9,20	0,41			
	Listelo Materia	3 x 30,5	45	10,40	1			
	Taco Materia	15 x 15	34	19,00	1			
	Listelo Novum	9,5 x 30	33	16,35	0,94			
	Cenefa Rose	10 x 90,3	10	26,60	1			
		10 x 89,3	10	26,00	1			
	Taco Códice	19,7 x 19,7	25	20,8	1			
	Hexágono	14,5 x 12,5	66	19,3	0,9			
	Mosaico	30 x 30	11	20,93	1			
	Mosaico Hexagon	24,5 x 24,7	12	15,84	0,73			
	Tesela	14,5 x 29,5	13	13,00	0,56			
	Auris	31 x 31	7	13,37	0,67			
W ₆	Media Caña	2 x 30,7	92	11,96	0,55			
	Torelo	5 x 30,7	42	11,26	0,65			

CARACTERÍSTICAS TÉCNICAS <i>Technical Features</i>	ISO 13006 UNE-EN 14411	COTTO & METAL <i>Cotto & Metal</i>
Longitud y anchura <i>Length and width</i>	± 0,6 %	± 0,2 %
Espesor <i>Thickness</i>	± 5,0 %	± 2,0 %
Rectitud de lados <i>Straightness of sides</i>	± 0,5 %	± 0,2 %
Ortogonalidad <i>Rectangularity</i>	± 0,5 %	± 0,2 %
Planitud de superficie <i>Surface flatness</i>	± 0,5 %	± 0,2 %
Absorción de agua <i>Water absorption</i>	E ≤ 0,5 %	E ≤ 0,1 %
Fuerza de rotura (N) <i>Breaking strength</i>	> 1300 N	> 2500 N
Resistencia a la flexión (N/mm²) <i>Modulus of rupture</i>	> 35 N/mm ²	> 45 N/mm ²
Coefficiente de dilatación térmica lineal (1/k) <i>Coefficient of linear thermal expansion</i>	Valor declarado Declared value	6,7 x 10 ⁻⁶
Resistencia al choque térmico <i>Thermal shock resistance</i>	Exigida Required	Resiste Resists
Resistencia al cuarteo <i>Crazing resistance</i>	Exigida Required	Resiste Resists
Resistencia a la helada <i>Frost resistance</i>	Exigida Required	Resiste Resists
Resistencia al desgaste <i>Surface abrasion resistance</i>	No exigida Not required	Según colección Depends on collection
Deslizamiento <i>Coefficient of friction</i>	Valor declarado Declared value	Según colección Depends on collection
Resistencia a productos de limpieza y aditivos para piscina <i>Resistance to household chemicals and swimming pool salts</i>	Valor declarado Declared value	GA
Resistencia a bajas concentraciones <i>Resistance to low concentrations</i>	Valor declarado Declared value	GLA
Resistencia a altas concentraciones <i>Resistance to high concentrations</i>	Valor declarado Declared value	GHA
Resistencia a las manchas <i>Resistance to stains</i>	> 3	5

PEARL
VIVENZA

WHITE
MOOD

ICE
EDDA

MAMBO
DECKÓ

ANTILLE
DECKÓ

Colorker

BLANCO
SERENITY

CREAM
EDDA

VISÓN
TOUCH

CHROMO
TOUCH

GREY
EDDA

ZUCCHERO
DECKÓ

CREMA
LANDSCAPE

TAUPE
MOOD

COUNTRY
EDDA

HUMO
IRYO

PERLA
TOUCH

CREAM
MOOD

VISÓN
LANDSCAPE

WENGUÉ
TOUCH

EBONY
IRYO

BLANCO
LANDSCAPE

CREAM
VIVENZA

MARFIL
IRYO

CREMA
TOUCH

MALVA
TOUCH

BLANCO
IRYO

BEIGE
SERENITY

CARAMEL
LANDSCAPE

FUEGO
DECKÓ

SAPPHIRE
VIVENZADENIM
LANDSCAPEHUMO
SERENITYVESUBIO
DECKÓMARRÓN
SERENITYBLACK
MOODCOFEE
MOODMOCCA
VIVENZAMORA
DECKÓAMETHYST
VIVENZACHERRY
MOODRUBÍ
VIVENZA

Colores

COLOURS

- 256 Deckó
White Body tiles
- 260 Edda
White Body tiles
- 264 Iryo
Porcelain & White Body tiles
- 268 Landscape
Porcelain & White Body tiles
- 272 Mood
White Body tiles
- 278 Serenity
White Body tiles
- 282 Touch
White Body tiles
- 286 Vivenza
Porcelain & White Body tiles
- 294 Pesos y medidas
Packing List
- 297 Características técnicas
Technical features

Colorker



DECKÓ


Espesor (mm)
Thickness

8,5

MAMBO



25 x 40 21185 M44



GEO
25 x 40 211287 M48



LISTELO
1,5 x 40 211446 P 1 6

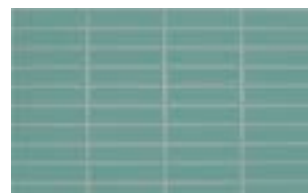


FLOR
25 x 40 211455 P 3 2

ANTILLE



25 x 40 21184 M44



GEO
25 x 40 211286 M48



LISTELO
1,5 x 40 211443 P16




FLOR
25 x 40 211451 P 3 2

ZUCCHERO



25 x 40 21182 M41



GEO
25 x 40 211284 M48



LISTELO
1,5 x 40 211444 P16

MIX



Antille + Mambo + Mora



CENEFA
4,3 x 40 211449 P13



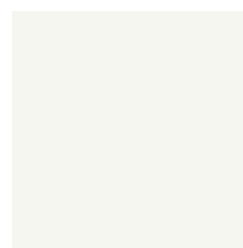
CENEFA
5 x 25 211450 P10



TENDER LIMA
31,6 x 31,6 008255 M41



COLORS ANTILLE
31,6 x 31,6 211505 M41



COLORS BLANCO
31,6 x 31,6 006546 M37

MIX



Mora + Fuego + Vesubio



CENEFA

4,3 x 40

211666

PI3



CENEFA

5 x 25

211667

PI0


MORA



25 x 40

211183

M44



GEO

25 x 40

211285

M48



LISTELO

1,5 x 40

211445

PI 6



FLOR

25 x 40

211454

P 32


FUEGO



25 x 40

211187

M44



GEO

25 x 40

211289

M48



LISTELO

1,5 x 40

211448

PI 6



FLOR

25 x 40

211452

P 32


VESUBIO



25 x 40

211186

M44



GEO

25 x 40

211288

M48



LISTELO

1,5 x 40

211447

PI 6



FLOR

25 x 40

211453

P 32



TENDER MORA

31,6 x 31,6

008252

M41




TENDER CARMÍN

31,6 x 31,6

008254

M41



COLORS NEGRO

31,6 x 31,6

006542

M41



Colorker



EDDA

Espesor (mm)
Thickness

9,7

Deslizamiento
Coefficient of friction

NATURAL: R9 / CLASE I



GREY, ICE, SPHERE BLUE/WHITE

GREY



GREY		
30,5 x 60,5	214010	M53



BREEZE GREY		
30,5 x 60,5	214445	P44



LISTELO BREEZE GREY		
5,4 x 60,5	214451	P26



LISTELO DANDELION GREY		
5,5 x 60,5	214456	P23



PIXEL GREY		
30,5 x 60,5	214447	P41



LISTELO PIXEL GREY		
4,5 x 60,5	214453	P26



LISTELO TIARA GREY		
4,5 x 60,5	214455	P23

ICE



ICE		
30,5 x 60,5	214009	M53



DANDELION ICE		
30,5 x 60,5	214448	P39

STUDIO I GREY *



60 x 60	214601	M64
45 x 45	214688	M56

(*) Pavimento recomendado
Recommended floor tile

MIX




MOSAICO M MIX F		
30 x 30	214183	M89




CENEFA FÁCIL
Easy frieze



MOSAICO S MIX F		
30 x 30	214459	M90



TESELA MIX F		
20 x 30	214185	P16



SPHERE BLUE/WHITE		
30 x 30	214197	P61




BREEZE GREY

Colorker



COUNTRY



COUNTRY		
30,5 x 60,5	214012	M53



BREEZE COUNTRY		
30,5 x 60,5	214444	P44



LISTELO BREEZE COUNTRY		
5,4 x 60,5	214450	P26



LISTELO DANDELION COUNTRY		
5,5 x 60,5	214457	P23



PIXEL COUNTRY		
30,5 x 60,5	214446	P41



LISTELO PIXEL COUNTRY		
4,5 x 60,5	214452	P26



LISTELO TIARA COUNTRY		
4,5 x 60,5	214454	P23

CREAM



CREAM		
30,5 x 60,5	214011	M53



DANDELION CREAM		
30,5 x 60,5	214449	P39

STUDIO | COCOA *



60 x 60	214291	M64
45 x 45	214505	M56

(*) Pavimento recomendado
Recommended floor tile


MIX




MOSAICO M MIX C		
30 x 30	214182	M89



MOSAICO S MIX C		
30 x 30	214458	M90



SPHERE BROWN/GREY		
30 x 30	214195	P61



TESELA MIX C		
20 x 30	214184	P16



TESELA MIX C		
--------------	--	--

Colorker



IRYO

Espesor (mm)
Thickness

9,7

Deslizamiento
Coefficient of friction

NATURAL: R9 / CLASE I



HUMO



LINE
20 x 60,5 008307 M53



TESELA
20 x 60,5 210808 M60



CLASS
20 x 60,5 008303 M53




TROIKA
20 x 60,5 210915 P44




LISTELO TROIKA
5 x 60,5 210917 P23

BLANCO



LINE
20 x 60,5 008300 M49



TESELA
20 x 60,5 210810 M60



TWIN
20 x 60,5 210989 P35



TROIKA
20 x 60,5 210953 P44



LISTELO TROIKA
5 x 60,5 210955 P23

MIX F



SET ZEN F
20 x 60,5 212233 C88*

(* Precio por Set
Price per Set)




ZEN F
20 x 60,5 212235 P48




LISTELO SILVER
1,5 x 60,5 210920 P23



LISTELO NATURA
2 x 60,5 212231 P27




MOSAICO F1
30 x 30 210849 P44



MOSAICO F2
30 x 30 210850 P44

HUMO



CLASS HUMO
45 x 45 210804 M47



RODAPIÉ
8 x 45 210847 C68



EBONY



LINE		
20 x 60,5	008306	M53



TESELA		
20 x 60,5	210809	M60



CLASS		
20 x 60,5	008302	M53



TROIKA		
20 x 60,5	210916	P44



LISTELO TROIKA		
5 x 60,5	210918	P23

MARFIL



LINE		
20 x 60,5	008301	M49



TESELA		
20 x 60,5	210811	M60



TWIN		
20 x 60,5	210990	P35



TROIKA		
20 x 60,5	210954	P44



LISTELO TROIKA		
5 x 60,5	210956	P23

MIX C



SET ZEN F		
20 x 60,5	212232	C88*

(* Precio por Set
Price per Set)




ZEN F		
20 x 60,5	212234	P48




LISTELO GOLD		
1,5 x 60,5	210919	P23



LISTELO NATURA		
2 x 60,5	212231	P27




MOSAICO CI		
30 x 30	210852	P44



MOSAICO C2		
30 x 30	210854	P44

EBONY



CLASS EBONY		
45 x 45	210805	M47



RODAPIÉ		
8 x 45	210848	C68





Colorker



LANDSCAPE

Espeor (mm)
Thickness

9,7

Deslizamiento
Coefficient of friction

NATURAL: R10 / CLASE I



GRIP: R11 / CLASE 3



CARAMEL



25 x 75 215308 M55

BLANCO



25 x 75 215296 M55

VISÓN



25 x 75 215297 M55

CREMA



25 x 75 215306 M55

DENIM




25 x 75 215307 M55

CARAMEL



45 x 45 215450 M56

VISÓN



45 x 45 215449 M56

DENIM



45 x 45 215448 M56



OCTOBER MIX I		
25 x 75	215451	P 4 0



OCTOBER MIX II		
25 x 75	215452	P 4 0




BRAVESOUL MIX I		
25 x 75	215455	P 4 4



BRAVESOUL MIX II		
25 x 75	215456	P 4 4

Mix I: Denim + Visón + Blanco


Mix 2: Caramel + Crema + Blanco



MOSAICO MIX I		
30 x 30	215457	P 3 2




BRICK MIX I		
30 x 30	215459	P 2 5



MOSAICO MIX II		
30 x 30	215458	P 3 2



BRICK MIX II		
30 x 30	215460	P 2 5



CENEFA MIX I		
5 x 33	215461	P 1 4



CENEFA MIX II		
5 x 33	215462	P 1 4

Landscape
White Body & Porcelain tiles



BLANCO, BRAVESOUL MIX I, MOSAICO MIX I

Colorker



MOOD


Espesor (mm)
Thickness

9,7

CHERRY



29,5 x 59,5 ^R	214027	M62
--------------------------	--------	-----



TESELA		
29,5 x 59,5 ^R	214030	M65



HORIZONTT		
29,5 x 59,5 ^R	214461	P62



PASSION		
29,5 x 59,5 ^R	214926	P53




LISTELO HELENE		
4,3 x 59,5 ^R	214519	P31

TAUPE




29,5 x 59,5 ^R	214029	M61
--------------------------	--------	-----



TESELA		
29,5 x 59,5 ^R	214039	M65



HORIZONT		
29,5 x 59,5 ^R	214463	P62



REFINED		
29,5 x 59,5 ^R	214928	P53



LISTELO HELENE		
4,3 x 59,5 ^R	214468	P31



Colorker




TESELA COFFEE, CREAM

COFFEE



29,5 x 59,5^R 214028 M62




TESELA
29,5 x 59,5^R 214038 M65

BLACK




29,5 x 59,5^R 214026 M62



TESELA
29,5 x 59,5^R 214037 M65



INSPIRATION



INSPIRATION
29,5 x 59,5^R 214927 P53



MISTERY
29,5 x 59,5^R 214925 P53



HORIZONT
29,5 x 59,5^R 214460 P62



HORIZONT
29,5 x 59,5^R 214462 P62



LISTELO HELENE
4,3 x 59,5^R 214518 P31



LISTELO HELENE
4,3 x 59,5^R 214520 P31

STUDIO | *
60 x 60 / 45 x 45



COCOA



TAUPE



IVORY



GRAPHITE



CARAMEL




(*) Pavimento recomendado
Recommended floor tile

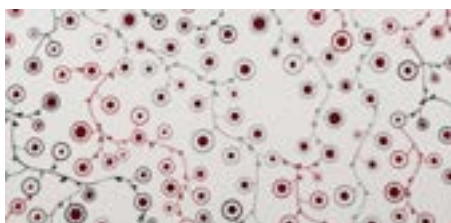
WHITE



29,5 x 59,5^R 214024 M61



SET EXPRESSION
29,5 x 59,5^R 214475 P65



BRILLIANCE
29,5 x 59,5^R 214930 P53




TEMPO
29,5 x 59,5^R 214979 P53




LISTELO TEMPO
5,7 x 59,5^R 214552 P23

CREAM



29,5 x 59,5^R 214025 M61



SET EXPRESSION
29,5 x 59,5^R 214477 P65



CLARITY
29,5 x 59,5^R 214929 P53



TEMPO
29,5 x 59,5^R 214981 P53



LISTELO TEMPO
5,7 x 59,5^R 214554 P23



SET EXPRESSION



CLARITY, CREAM

Colorker





MIX


Taupe + Cream + White



MOSAICO PANORAMA
27 x 29,5 215166 M91

MIX C I


Coffee + Cream + Cherry



MOSAICO PANORAMA
27 x 29,5 214421 M91

MIX P I

Taupe + White + Cherry




MOSAICO PANORAMA
27 x 29,5 215167 M91

MIX F 2


Taupe + White + Black




MOSAICO PANORAMA
27 x 29,5 214423 M91



TESELA
20 x 30 215168 P16




TESELA
20 x 30 214400 P16




TESELA
20 x 30 215169 P16




TESELA
20 x 30 214405 P16




MOSAICO M
30 x 30 215170 M89



MOSAICO M
30 x 30 214397 M89




MOSAICO M
30 x 30 215171 M89




MOSAICO M
30 x 30 214399 M89




SPHERE



CHERRY / WHITE
30 x 30 214196 P61



BROWN / GREY
30 x 30 214195 P61



BLACK / WHITE
30 x 30 214194 P61

Colorker



SERENITY

Espesor (mm)
Thickness

8,5
(31,6 x 31,6)

9,7
(20 x 60,5)

MARRÓN, DECORADO BEIGE

MARRÓN

BEIGE



20 x 60,5 008281 M49




QUO
20 x 60,5 210413 P46



LISTELO LIGHT
1,5 x 60,5 210357 P27



LISTELO
4,5 x 60,5 210365 P25



DECORADO
20 x 60,5 210361 P48



CENefa
9,5 x 60,5 210363 P32



LISTELO YING
2 x 60,5 210406 P26



LISTELO YANG
2 x 60,5 210408 P26

MARRÓN



20 x 60,5 008282 M52



QUO
20 x 60,5 210412 P46



LISTELO LIGHT
1,5 x 60,5 210360 P27



EDÉN
20 x 60,5 210423 P43



BEIGE
31,6 x 31,6 210218 P41



MARRÓN
31,6 x 31,6 210219 P41

BLANCO



20 x 60,5 210235 M64



QUO
20 x 60,5 210419 P 6 6



LISTELO LIGHT
1,5 x 60,5 210447 P 4 6



LISTELO
4,5 x 60,5 210366 P 2 5



DECORADO
20 x 60,5 210362 P 4 8



CENEFA
9,5 x 60,5 210364 P 3 2



LISTELO YING
2 x 60,5 210407 P 2 6



LISTELO YANG
2 x 60,5 210409 P 2 6

HUMO



20 x 60,5 210236 M66



QUO
20 x 60,5 210418 P 6 6




LISTELO LIGHT
1,5 x 60,5 210448 P 4 6



EDÉN
20 x 60,5 210422 P 4 3



BLANCO
31,6 x 31,6 210216 P 4 1



HUMO
31,6 x 31,6 210217 P 4 1

Serenity
White Body tiles



Colorker

TOUCH



Espesor (mm)
Thickness

8,5

PERLA, CHROMO

CHROMO

PERLA



25 x 40 212781 M41



DESCANSO BALANCE
25 x 40 213044 P30



BALANCE
25 x 40 212823 P30



TRIM
5 x 40 212832 P19

VISÓN



25 x 40 212783 M44



LINE
25 x 40 212787 M48



BALANCE
25 x 40 212827 P30



TRIM
5 x 40 212833 P19




LISTELO
8 x 40 213040 P5



CENEFA BALANCE
4,3 x 40 212837 P14

CHROMO




25 x 40 212784 M44



LINE
25 x 40 212788 M48



BALANCE
25 x 40 212825 P30



TRIM
5 x 40 212830 P19



LISTELO
8 x 40 213041 P5



CENEFA BALANCE
4,3 x 40 212835 P14



SET ART NOUVEAU SILVER
25 x 40 212842 P54*



LISTELO ART NOUVEAU SILVER
3,4 x 40 212844 P15



SET FRAME PERLA
25 x 40 212846 P57*

(*) El precio incluye juego de 2 piezas
Price includes the set of 2 pieces

VISÓN



31,6 x 31,6 215121 M40

CHROMO



31,6 x 31,6 215122 M40

MIX F

Perla + Visón + Chromo



MOSAICO MIX F
30 x 30 213039 P30



LISTELO BRACELET PERLA
4 x 40 212839 P21



CREMA

WENGUÉ

MALVA



25 x 40 212782 M41



25 x 40 212785 M44



25 x 40 212786 M44



DESCANSO BALANCE
25 x 40 213045 P30



LINE
25 x 40 212789 M48



LINE
25 x 40 212790 M48



BALANCE
25 x 40 212824 P30




BALANCE
25 x 40 212828 P30



BALANCE
25 x 40 212826 P30



TRIM
5 x 40 212829 P19



TRIM
5 x 40 212834 P19



TRIM
5 x 40 212831 P19



LISTELO
8 x 40 213043 P5



LISTELO
8 x 40 213042 P5




CENEFA BALANCE
4,3 x 40 212838 P14



CENEFA BALANCE
4,3 x 40 212836 P14

WENGUÉ

MALVA



31,6 x 31,6 215123 M40



31,6 x 31,6 215124 M40





SET ART NOUVEAU GOLD
25 x 40 212841 P54*



LISTELO ART NOUVEAU GOLD
3,4 x 40 212843 P15



SET FRAME PERLA
25 x 40 212845 P57*

(*) El precio incluye juego de 2 piezas
Price includes the set of 2 pieces



CREMA, SET ART NOUVEAU GOLD

MIX
Crema + Wengué + Malva



MOSAICO MIX C
30 x 30 213038 P30



LISTELO BRACELET CREMA
4 x 40 212840 P21



Colorker

VIVENZA



Espesor (mm)
Thickness

10,5
(29,5 x 89,3)

9,7
(44,5 x 44,5)


 SAPHIRE, PANORAMA MIX

 SAPHIRE

SAPPHIRE



29,5 x 89,3^R 214144 M71




LINE
29,5 x 89,3^R 214388 M74




DECOR
29,5 x 89,3^R 214150 M74



LISTELO CRYSTAL
2 x 89,3^R 214489 P42



PANORAMA
27 x 29,5 214429 M91




44,5 x 44,5^R 214166 M64

AMETHYST



29,5 x 89,3^R 214145 M71




LINE
29,5 x 89,3^R 214389 M74



DECOR
29,5 x 89,3^R 214151 M74



LISTELO CRYSTAL
2 x 89,3^R 214490 P42



PANORAMA
27 x 29,5 214428 M91




44,5 x 44,5^R 214167 M64


RUBY



29,5 x 89,3^R 214142 M71




LINE
29,5 x 89,3^R 214386 M74




DECOR
29,5 x 89,3^R 214148 M74



LISTELO CRYSTAL
2 x 89,3^R 214488 P42




PANORAMA
27 x 29,5 214431 M91




44,5 x 44,5^R 214164 M64


MOCCA



29,5 x 89,3^R 214143 M71




LINE
29,5 x 89,3^R 214387 M74



DECOR
29,5 x 89,3^R 214149 M74



LISTELO CRYSTAL
2 x 89,3^R 214491 P42



PANORAMA
27 x 29,5 214430 M91



44,5 x 44,5^R 214165 M64

Vivenza

White Body & Porcelain tiles



SAPPHIRE



DUCALE		
29,5 x 89,3 ^R	214492	P71



SET CENEFA SPLENDORE		
14,2 x 89,3 ^R	214522	C89*



SET LISTELO SPLENDORE		
6,8 x 89,3 ^R	214526	C86*



SET MAGIC		
29,5 x 89,3 ^R	214496	P88*



CENEFA MAGIC		
9,3 x 89,3 ^R	214498	P41

AMETHYST



REGINA		
29,5 x 89,3 ^R	214493	P71



SET CENEFA SPLENDORE		
14,2 x 89,3 ^R	214523	C89*



SET LISTELO SPLENDORE		
6,8 x 89,3 ^R	214527	C86*



SET MAGIC		
29,5 x 89,3 ^R	214497	P88*



CENEFA MAGIC		
9,3 x 89,3 ^R	214499	P41

(*) Precio por set
Price per set

RUBY



PALAZZO		
29,5 x 89,3 ^R	214494	P71



SET CENEFA SPLENDORE		
14,2 x 89,3 ^R	214521	C89*



SET LISTELO SPLENDORE		
6,8 x 89,3 ^R	214525	C86*

MOCCA



MARCHESE		
29,5 x 89,3 ^R	214495	P71



CENEFA		
14,2 x 89,3 ^R	214524	C89*




LISTELO		
6,8 x 89,3 ^R	214528	C86*



Colorker



CREAM



29,5 x 89,3 ^R	214141	M70
--------------------------	--------	-----



DECOR		
29,5 x 89,3 ^R	214147	M73



SET CENEFA SPLENDORE		
14,2 x 89,3 ^R	214577	C89*



SET LISTELO SPLENDORE		
6,8 x 89,3 ^R	214578	C86*

PEARL



29,5 x 89,3 ^R	214140	M70
--------------------------	--------	-----



DECOR		
29,5 x 89,3 ^R	214146	M73



SET CENEFA SPLENDORE		
14,2 x 89,3 ^R	214559	C89*



SET LISTELO SPLENDORE		
6,8 x 89,3 ^R	214560	C86*



SETARIKA		
29,5 x 89,3 ^R	214485	P87*

(*) Precio por set
Price per set

PESOS Y MEDIDAS

Packing List

	COLORES <i>Colours</i>	PIEZAS CAJA PIECES BOX	KG. CAJA KG. BOX	M ² CAJA S.Q.M. BOX	CAJA EUROPALET BOX EUROPALET	KG. EUROPALET KG. EUROPALET	M ² EUROPALET S.Q.M. EUROPALET
P	Bases 44,5 x 44,5	5	23,7	1	66	1564,2	66
	45 x 45	5	23,8	1	66	1570,8	66
	31,6 x 31,6	12	21,75	1,2	48	1044	57,6
Mosaico	30 x 30	5	6,8	0,45			
Rodapié	8 x 45	28	21,89	1,01			
W6	Bases 29,5 x 89,3	3	14,8	0,78	90	1332	70,2
	30,5 x 60,5	6	20	1,1	40	800	44
	29,5 x 59,5	6	19,5	1,05	40	780	42
	25 x 75	6	20,5	1,13	54	1107	61,02
	25 x 40	10	16	1	72	1152	72
	20 x 60,5	9	19,9	1,09	48	955,2	52,32
	Decorados 29,5 x 89,3	3	14,80	0,78			
	Set 2 29,5 x 89,3	2	10,2	0,53			
	Set 3 29,5 x 89,3	3	15,87	0,78			
	Breeze 30,5 x 60,5	6	19,34	1,1			
	Dandelion 30,5 x 60,5	4	13,30	0,74			
	Pixel 30,5 x 60,5	4	12,8	0,74			
	29,5 x 59,5	4	12,30	0,7			
	HORIZONTt 29,5 x 59,5	4	13	0,7			
	Expression Set 2 29,5 x 59,5	6	18,6	1,05			
	25 x 75	6	20,50	1,14			
	25 x 40	4	6,6	0,4			
	Geo / Line 25 x 40	9	15	0,9			
	20 x 60,5	9	19,20	1,09			
	Tesela Iryo 20 x 60,5	9	19,9	1,09			
	Zen Set 20 x 60,5	4	8,38	0,48			
Ventana 20 x 60,5	4	8,88	0,48				
Trim 5 x 40	30	8,76	0,6				
Cenefa 14,2 x 89,3 Set	6	2,16	0,12				
9,5 x 60,5	8	8,40	1				
9,3 x 89,3	10	16,10	1				
6,6 x 59,5	9	5,70	0,35				
5 x 25	52	10,3	0,65				
4,3 x 40	36	10,47	0,66				
Listelo 8 x 40	28	16,40	0,9				
6,8 x 89,3 Set	6	2,16	0,12				
5,7 x 59,5	9	5,40	0,31				

COLORES <i>Colours</i>	PIEZAS CAJA PIECES BOX	KG. CAJA KG. BOX	M ² CAJA S.Q.M. BOX	CAJA EUROPALET BOX EUROPALET	KG. EUROPALET KG. EUROPALET	M ² EUROPALET S.Q.M. EUROPALET
5,5 x 60,5	16	9,40	0,53			
5,4 x 60,5	12	6,86	0,32			
5 x 60,5	16	7,9	1			
4,5 x 60,5	16	8,24	0,43			
4,3 x 59,5	18	8,20	0,47			
4 x 59,5	18	7,45	0,43			
4 x 40	39	9,22	0,62			
3,4 x 40	39	8,50	0,55			
2 x 89,3	24	8,35	0,43			
2 x 60,5	18	5,50	1			
2 x 57	28	7,90	1			
1,5 x 60	21	4,80	1			
1,5 x 40	32	3,94	0,19			
1,2 x 60,5	15	15	1			
Mosaico	30 x 30	11	16,84	1		
Panorama	27 x 29,5	12	14,60	1		
Tesela	20 x 30	14	17,8	0,84		

Colorker



CARACTERÍSTICAS TÉCNICAS <i>Technical features</i>	ISO 13006 UNE-EN 14411	COLORES <i>Colours</i>
Longitud y anchura <i>Length and width</i>	± 0,6 %	± 0,2 %
Espesor <i>Thickness</i>	± 5,0 %	± 2,0 %
Rectitud de lados <i>Straightness of sides</i>	± 0,5 %	± 0,2 %
Ortogonalidad <i>Rectangularity</i>	± 0,5 %	± 0,2 %
Planitud de superficie <i>Surface flatness</i>	± 0,5 %	± 0,2 %
Absorción de agua <i>Water absorption</i>	E ≤ 0,5 %	E ≤ 0,1 %
Fuerza de rotura (N) <i>Breaking strength</i>	> 1300 N	> 2500 N
Resistencia a la flexión (N/mm²) <i>Modulus of rupture</i>	> 35 N/mm ²	> 45 N/mm ²
Coefficiente de dilatación térmica lineal (1/k) <i>Coefficient of linear thermal expansion</i>	Valor declarado Declared value	6,7 x 10 ⁻⁶
Resistencia al choque térmico <i>Thermal shock resistance</i>	Exigida Required	Resiste Resists
Resistencia al cuarteo <i>Crazing resistance</i>	Exigida Required	Resiste Resists
Resistencia a la helada <i>Frost resistance</i>	Exigida Required	Resiste Resists
Resistencia al desgaste <i>Surface abrasion resistance</i>	No exigida Not required	Según colección Depends on collection
Deslizamiento <i>Coefficient of friction</i>	Valor declarado Declared value	No aplicable No applicable
Resistencia a productos de limpieza y aditivos para piscina <i>Resistance to household chemicals and swimming pool salts</i>	Valor declarado Declared value	GA
Resistencia a bajas concentraciones <i>Resistance to low concentrations</i>	Valor declarado Declared value	GLA
Resistencia a altas concentraciones <i>Resistance to high concentrations</i>	Valor declarado Declared value	GHA
Resistencia a las manchas <i>Resistance to stains</i>	> 3	5

BLANCO
ARTIC

STONE
IMAGINE

WOOD
IMAGINE

Colorker

BLANCO
AUSTRAL & ANDES

BLANCO
AVALON & CARNABY

LOOP
LOOP

MARFIL
AUSTRAL

WHITE LINE
GRACE

WHITE WAVE
GRACE



CEMENT
IMAGINE



BAMBOO
BAMBOO



WHITE
DIAMOND

Blancos & Co.

WHITES & CO.

- 300 Andes & Austral
White Body tile
- 302 Artic, Bamboo & Loop
White Body tile
- 304 Avalon, Carnaby & Wall
White Body tile
- 306 Diamond
White Body tile
- 308 Grace
White Body & Porcelain tiles
- 310 Imagine
White Body tile
- 312 & CO.
White Body & Porcelain tiles
- 322 Pesos y medidas
Packing List

Colorker




AUSTRAL & ANDES

Espesor (mm)
Thickness

10,5
(30,5 x 90,5 / 29,5 x 89,3)

9,7
(30,5 x 60,5 / 29,5 x 59,5)
(25 x 75 / 20 x 60,5)

AUSTRAL BLANCO



30,5 x 90,3	209418	M63	30,5 x 60,5	008138	M49
29,5 x 89,3 ^R	209466	M69	29,5 x 59,5 ^R	006451	M58
25 x 75	215230	M55	20 x 60,5	008210	M49



SCALA		
25 x 75	215299	M59



CALMA		
25 x 75	215301	M59




VENTANA		
20 x 60,5	211694	P27

MEDIA CAÑA		
2 x 30,5	211744	PI7
2 x 29,5	007065	PI7

ESQUINA MEDIA CAÑA		
2 x 3	003743	PI5

ANDES BLANCO



30,5 x 90,3	209568	M63	30,5 x 60,5	008139	M49
29,5 x 89,3 ^R	209574	M69	29,5 x 59,5 ^R	006450	M58
25 x 75	215231	M55	20 x 60,5	211680	M49



SCALA		
25 x 75	215298	M59



CALMA		
25 x 75	215300	M59




VENTANA		
20 x 60,5	211695	P27

MEDIA CAÑA		
2 x 30,5	212421	PI7
2 x 29,5	007103	PI7

ESQUINA MEDIA CAÑA		
2 x 3	003744	PI5

AUSTRAL MARFIL



30,5 x 90,3	209419	M63	30,5 x 60,5	211397	M49
29,5 x 89,3 ^R	209467	M69	29,5 x 59,5 ^R	006452	M58
			20 x 60,5	008211	M49

MEDIA CAÑA		
2 x 30,5	212423	PI7
2 x 29,5	007066	PI7

ESQUINA MEDIA CAÑA		
2 x 3	003752	PI5

Colorker

ARTIC, BAMBOO & LOOP



Espesor (mm)
Thickness

10,5
(30,5 x 90,5 / 29,5 x 89,3)

9,7
(30,5 x 60,5 / 29,5 x 59,5)
(20 x 60,5)

Artic, Bamboo & Loop
White Body tiles

BAMBOO



30,5 x 90,5	211292	M64
20 x 60,5	211291	M49



VENTANA (4,8 x 4,8)		
20 x 60,5	211696	P27

LOOP



30,5 x 90,5	213260	M64
29,5 x 89,3 ^R	213261	M69
20 x 60,5	211229	M49



VENTANA (4,8 x 4,8)		
20 x 60,5	211691	P27

ARTIC



30,5 x 60,5	211272	M49
29,5 x 59,5 ^R	006448	M58

MEDIA CAÑA		
2 x 30,5	212417	PI7
2 x 29,5	006956	PI7

ESQUINA MEDIA CAÑA		
2 x 3	006416	PI5



ARTIC, CENEFA EVANS

Colorker



AVALON, CARNABY & WALL

Espesor (mm)
Thickness

8,5

Avalon, Carnaby & Wall

White Body tiles


AVALON W6 M



25 x 40 007700 M37



VENTANA (5 x 10)
25 x 40 007828 P17



JUEGO VENTANA (5 x 10)
25 x 40 007829 P25*


CARNABY W6 M G



25 x 40 007699 M37



VENTANA (5 x 10)
25 x 40 007826 P17



JUEGO VENTANA (5 x 10)
25 x 40 007827 P25*

WALL W6 M



WALL BLACK
25 x 40 215601 M50



WALL WHITE
25 x 40 215600 M50

(*) Precio por set
Price per set

Colorker



DIAMOND

Espesor (mm)
Thickness

10,5
(29,5 x 89,3)

9,7
(44,5 x 44,5)

 WHITE, GRAPHITE

WHITE




DIAMOND		
29,5 x 89,3 ^R	215142	M70



LIGHTSILK		
29,5 x 89,3 ^R	215432	P 6 7



LISTELO LIGHTSILK		
3 x 89,3 ^R	215470	P 2 3



TESELA BRILLIANCE		
30 x 30	215431	P 3 6

DARK



DIAMOND		
29,5 x 89,3 ^R	215672	M70

GRACE DARK



44,5 x 44,5 ^R	215550	M64
--------------------------	--------	-----

Colorker



GRACE

Espesor (mm)
Thickness

10,5
(29,5 x 89,3)

9,7
(44,5 x 44,5)

WHITE



LINE
29,5 x 89,3^R 215143 M70




WAVE
29,5 x 89,3^R 215144 M70



EREO
29,5 x 89,3^R 215428 P 6 7



LISTELO WAVE
3 x 89,3^R 215447 P 2 3



TESELA BRILLIANCE
30 x 30 215431 P 3 6

DARK



LINE
29,5 x 89,3^R 215546 M70



WAVE
29,5 x 89,3^R 215545 M70



EREO
29,5 x 89,3^R 215676 P 6 7



LISTELO EREO
3 x 89,3^R 215677 P 2 3

DARK



44,5 x 44,5^R 215550 M64

Colorker

IMAGINE



Espesor (mm)
Thickness

9,7

IMAGINE



CEMENT		
20 x 60,5	211928	M49



VENTANA CEMENT (4,8 x 4,8)		
20 x 60,5	211993	P27



STONE		
20 x 60,5	211927	M49



VENTANA STONE (4,8 x 4,8)		
20 x 60,5	211994	P27



WOOD		
20 x 60,5	211926	M49



VENTANA WOOD (4,8 x 4,8)		
20 x 60,5	211995	P27



HIDRAULIC		
20 x 60,5	211989	P44



LISTELO HIDRAULIC		
9,7 x 60,5	211990	P32



ATLÁNTIDA		
20 x 60,5	211988	P49



LISTELO ATLÁNTIDA		
4,5 x 60,5	211991	P36



SET IMAGINE WOOD		
20 x 60,5	211992	C88*


(*) Precio por set
Price per set



STONE

Colorker

& CO.



Espesor (mm)
Thickness

10,5
(30,5 x 90,5 / 29,5 x 89,3)

9,7
(30,5 x 60,5 / 29,5 x 59,5)
(25 x 75 / 20 x 60,5)

DECORADOS (30,5 x 90,5 / 29,5 x 89,3^R)(*) Precio por set
Price per set

ORQUÍDEA		
30,5 x 90,3	209600	P 6 8
29,5 x 89,3 ^R	209601	P 6 9



CENEFA ORQUÍDEA		
15 x 90,3	209602	P 5 6
15 x 89,3 ^R	209603	P 5 7



ROSAS		
30,5 x 90,3	209596	P 6 8
29,5 x 89,3 ^R	209597	P 6 9




CENEFA ROSAS		
15 x 90,3	209598	P 5 7
15 x 89,3 ^R	209599	P 5 7



BOUQUET		
30,5 x 90,3	209612	P 6 8
29,5 x 89,3 ^R	209613	P 6 9



CENEFA BOUQUET		
15 x 90,3	209614	P 5 2
15 x 89,3 ^R	209615	P 5 3



MATTINA (Set 3 pieces)		
30,5 x 90,3	215324	P85*
29,5 x 89,3 ^R	215325	P86*



SET COUPAGE		
29,5 x 89,3 ^R	214500	P72*



BERRY MIX		
30,5 x 90,3	215326	P63
29,5 x 89,3 ^R	215327	P64

DECORADOS (25 x 75)



FLUENCE		
25 x 75	215489	M82



IDENTITY		
25 x 75	215402	M82



LABELLE		
25 x 75	215485	M82



SENSATION		
25 x 75	215330	P42



DELIGHT (Set 2 pieces)		
25 x 75	215328	P64*



PROVENZA (Set 2 pieces)		
25 x 75	215329	P64*



OMNIUM		
25 x 75	215488	P86*

DECORADOS (20 x 60,5)



SPIRIT 1		
20 x 60,5	211429	P41



CHAIN		
20 x 60,5	211440	P43



FRESH (Set 2 pieces)		
20 x 60,5	212238	P74*



BRUNCH		
20 x 60,5	211442	P43



COFFEE TIME (Set 2 pieces)		
20 x 60,5	215319	P52*



SPIRIT 2		
20 x 60,5	211430	P41



CIRCLE		
20 x 60,5	211441	P43



PARTY (Set 2 pieces)		
20 x 60,5	212237	P74*



CAPRICCIO (Set 4 pieces)		
20 x 60,5	215318	P75*

DECORADO
(30,5 x 60,5 / 29,5 x 59,5^R)



BISTRO (Set 2 pieces)		
30,5 x 60,5	215320	P71*
29,5 x 59,5 ^R	215321	P73*




GOURMAND		
30,5 x 60,5	215322	P40
29,5 x 59,5 ^R	215323	P42


MOSAICOS




PIZARRA NEGRO
30 x 30 207650 M89




PIZARRA GRAFITO
30 x 30 207788 M89



PIZARRA PLATA
30 x 30 207789 M89




PIZARRA MIX
30 x 30 207901 M89



SLATE GRAFITO
30 x 30 211490 M89




SLATE PLATA
30 x 30 211492 M89



SLATE MIX
30 x 30 211491 M89



RUSTIC METAL ACERO
30 x 30^R 210028 P43




RUSTIC METAL BRONCE
30 x 30^R 210029 P43



RUSTIC METAL MIX
30 x 30^R 210128 P43




MOTIVE ICE
30 x 30 215284 M90




MOTIVE RUBY
30 x 30 215283 M89



MOTIVE GOLD
30 x 30 215282 M89




DUBAI COOPER
30 x 30 215288 M88



DUBAI SILVER
30 x 30 215289 M88



GLASS F
30 x 30 211687 P35




GLASS C
30 x 30 211688 P35



DUBAI DARK
30 x 30 215291 M88




DUBAI MOKA
30 x 30 215290 M88




 RUSTIC METAL

MOSAICOS




LIV. STONE NOIR
30 x 30 212024 M89



LIV. STONE ARGENT
30 x 30 212023 M89



LIV. STONE MIX
30 x 30 212025 M89




LIV. STONE MIX GLASS
30 x 30 212026 P36



TEC. QUARTZ BEIGE
30 x 30 211959 M89



TEC. QUARTZ GRIS
30 x 30 211958 M89




TEC. QUARTZ MIX
30 x 30 211960 M89



TEC. QUARTZ MIX GLASS
30 x 30 211961 P36




PIEDRA DEL SOL
30 x 30 211962 M89



ET. WOOD DARK
30 x 30 212020 M89



ET. WOOD SILVER
30 x 30 212019 M89



ET. WOOD MIX GLASS F
30 x 30 212017 P36



ET. WOOD NATURA
30 x 30 212020 M89



ET. WOOD WHITE
30 x 30 212021 M89



ET. WOOD MIX GLASS C
30 x 30 212016 P36

TESELAS




FUTURE BONE
30 x 30 215285 M90




FUTURE GREY
30 x 30 215286 M90



FUTURE DARK
30 x 30 215287 M90






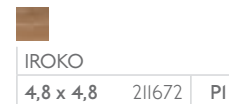

NEW HABITAT F
30 x 30 210944 M87



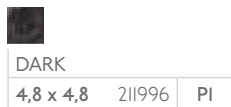
NEW HABITAT C
30 x 30 210993 M87

TACOS


NEW HABITAT




ETERNAL WOOD




PIZARRA




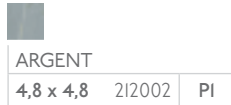
SLATE





RUSTIC METAL



LIVING STONE





TECNI QUARTZ



PIEDRA DEL SOL



GLASS



Colorker



INSERTO ELTON AZUL

PISTACHO

	CENEFA EVANS
5 x 30	007794 P 43

	INSERTO EVANS
5 x 10	007867 P 20

	CENEFA ELTON
5 x 25	007773 P 18

	INSERTO ELTON
5 x 10	007819 P 15

ROJO

	CENEFA EVANS
5 x 30	007793 P 43

	INSERTO EVANS
5 x 10	007868 P 20

	CENEFA ELTON
5 x 25	007772 P 18

	INSERTO ELTON
5 x 10	007818 P 15

AZUL

	CENEFA EVANS
5 x 30	007792 P 43

	INSERTO EVANS
5 x 10	007869 P 20

	CENEFA ELTON
5 x 25	007770 P 18

	INSERTO ELTON
5 x 10	007816 P 15

NARANJA

	CENEFA ELTON
5 x 25	007771 P 18

	INSERTO ELTON
5 x 10	007817 P 15

PERFIL URBAN

120 x 1,5	209456	P46
120 x 1	209457	P23

LISTELO CODE PLATINUM

1,2 x 75	215493	M82
1,2 x 90,3	215494	M82
1,2 x 89,3	215495	M82

LISTELO CODE GOLD

1,2 x 75	215490	M82
1,2 x 90,3	215491	M82
1,2 x 89,3	215492	M82

	CENEFA PAPUA C
5 x 30	005950 P 22

	CENEFA PAPUA C
5 x 30	005951 P 22

	CENEFA NARES C
5 x 30	005952 P 22

	CENEFA NARES F
5 x 30	005953 P 22



CENEFA TURNER
5 x 25 007779 P 1 1



MEDIA CAÑA POP
1 x 25 007785 P 0 8



CENEFA ALANIS F
5 x 25 007775 P 1 0



INSERTO ALANIS F
5 x 10 007815 P 1 7

OCRE



CENEFA TURNER
5 x 25 007778 P 1 1



MEDIA CAÑA POP
1 x 25 007784 P 0 8



MEDIA CAÑA POP
1 x 25 007781 P 0 8

NEGRO



CENEFA TURNER
5 x 25 007776 P 1 1



MEDIA CAÑA POP
1 x 25 007780 P 0 8



MEDIA CAÑA POP
1 x 25 007783 P 0 8



LISTELO BENSON
3 x 40 007765 P 2 3



CENEFA TURNER
5 x 25 007777 P 1 1



MEDIA CAÑA POP
1 x 25 007782 P 0 8




CENEFA ALANIS C
5 x 25 007774 P 1 0




INSERTO ALANIS C
5 x 10 007814 P 1 7

HEX SIGMA (2 Different Designs)



WHITE
34,4 x 39,7 215486 P 3 6



BLACK
34,4 x 39,7 215487 P 3 6

PESOS Y MEDIDAS

Packing List

		BLANCOS & CO. <i>Whites & Co.</i>	PIEZAS CAJA PIECES BOX	KG. CAJA KG. BOX	M ² CAJA S.Q.M. BOX	CAJA EUROPALET BOX EUROPALET	KG. EUROPALET KG. EUROPALET	M ² EUROPALET S.Q.M. EUROPALET
W6	Bases	30,5 x 90,3	3	15,5	0,84	90	1395	75,6
		29,5 x 89,3	3	14,8	0,78	90	1332	70,2
		30,5 x 60,5	6	20	1,1	40	800	44
		29,5 x 59,5	6	19,5	1,05	40	780	42
		25 x 75	6	20,5	1,13	54	1107	61,02
		25 x 40	10	16	1	72	1152	72
		20 x 60,5	9	19,9	1,09	48	955,2	52,32
		Decorados	30,5 x 90,3	3	17,00	0,84		
Mattina / Berry	30,5 x 90,3	3	17,00	0,84				
	29,5 x 89,3	3	14,80	0,78				
Mattina / Berry	29,5 x 89,3	3	14,80	0,78				
	30,5 x 60,5	4	13,30	0,74				
	29,5 x 59,5	4	12,30	0,7				
	25 x 75	6	20,50	1,14				
Omnium set	25 x 75	6	21,6	1,14				
LaBelle	25 x 75	4	14,7	0,76				
	20x60,5	9	19,20	1,09				
Imagine/Capricio	20x60,5	4	8,38	0,48				
Party/Fresh/CoffeeTime	20x60,5	4	8,5	0,48				
Cenefas	15 x 90,3	7	22,70	0,95				
	15 x 89,3	7	22,04	0,94				
	14,5 x 90,3	7	19,80	0,92				
	14,5 x 89,3	7	19,80	0,9				
Papua	5 x 30	54	14,67	0,81				
Nares	5 x 30	63	16,5	0,95				
Alanis	5 x 25	50	10,37	0,63				
Elton	5 x 25	46	8,77	0,58				
Turner	5 x 25	42	9,44	0,15				
Listelo	9,7 x 60,5	8	8,40	0,46				
	4,5 x 60,5	16	8,20	1				
	3 x 90,3	14	10,00	1				
	3 x 40	45	8,43	0,54				
	1,2 x 90	24	5,30	0,26				
	1,2 x 89,3	24	5,20	0,26				
	1,2 x 75	24	4,30	0,22				
Perfil Urban	120 x 1	10	1,2	0,01				
	120 x 1,5	8	1,6	0,01				
Ventana	20 x 60,5	4	8,88	0,48				
	25 x 40	4	5,80	0,4				

BLANCOS & CO. <i>Whites & Co.</i>		PIEZAS CAJA PIECES BOX	KG. CAJA KG. BOX	M ² CAJA S.Q.M. BOX	CAJA EUROPALET BOX EUROPALET	KG. EUROPALET KG. EUROPALET	M ² EUROPALET S.Q.M. EUROPALET
Juego ventana	25 x 40	4	6,30	0,4			
Hexágono Sigma	34,4 x 39,7	10	16,30	1			
Mosaico	30 x 30	11	20,40	1			
Tesela New Habitat	30 x 30	11	22,5	1			
Tesela Brilliance	30 x 32	11	16,1	1,08			
Tesela Future	30 x 30	11	18,3	1			
Taco Elton	5 x 10	92	7	0,46			
Taco Alanis	5 x 10	100	8,91	0,5			
Taco Evans	5 x 10	168	17,08	0,84			
Media Caña	2 x 30,5	90	10,20	0,54			
	2 x 29,5	60	10,45	0,35			
Esquina	2 x 3	100	0,80	0,06			
	1 x 25	88	3,94	0,22			
P Bases	44,5 x 44,5	5	23,7	1			
Tacos	4,8 x 4,8	100	5,20	0,22			
	4,8 x 4,8	252	12,5	2,52			
Taco Glass	4,8 x 4,8	120	4,5	0,24			

CONSEJOS DE COLOCACIÓN

Advise of laying

PREPARACIÓN DEL SOPORTE

La colocación de baldosas cerámicas siempre debe ser realizada por personal profesional experimentado.

Deben elegirse las herramientas y útiles adecuados. **Las superficies, tanto de suelos como de paredes, deben estar perfectamente niveladas**, pudiéndose emplear morteros de regulación o nivelación, incluso capas impermeabilizadoras, de drenaje, etc, si la situación lo requiere. **Las superficies deben estar totalmente limpias antes de aplicar el mortero de agarre o el adhesivo.** Utilizar una adecuada iluminación, recomendándose la utilización de lámparas o focos para observar el ajuste dimensional.

PREPARATION FOR THE TILE SETTING

The laying of ceramic tiles must always be carried out by an experienced professional.

Always use the appropriate tool and equipment.

The surfaces, whether it be floors or walls, must be perfectly levelled.

For this purpose, a regulating or levelling mortar can be used, or even waterproofing or drainage layers, etc, if the situation requires it.

The surfaces must be completely clean before applying the mortar or the adhesive. Use adequate lighting, the use of lamps or spotlights is recommended in order to see clearly the dimensional alignment.

ELECCIÓN DEL ADHESIVO Y SISTEMA DE COLOCACIÓN

La elección del adhesivo viene definido por el tipo de baldosa cerámica (el grupo al que pertenece y el formato), por el tipo de la superficie a revestir (material) y por el uso del recinto.

La elección del sistema de colocación depende de la ubicación de la obra (exterior o interior) y de las dimensiones de la baldosa cerámica.

Se recomienda consultar con su distribuidor COLORKER.

Se recomienda una colocación en capa fina frente a la colocación en capa gruesa.

Se recomienda realizar doble encolado para baldosas que tengan alguno de sus lados con una longitud superior a 30 cm. Esta técnica se realiza aplicando adhesivo tanto en el soporte como en la baldosa, cubriendo toda la superficie de las mismas.

CHOICE OF ADHESIVE AND AND METHOD OF APLICATION

The choice of adhesive is defined by the type of ceramic tile (The group to which it belongs and its format), the type of surface lo be covered (material) and the purpose of the tiled area.

The choice of tiling method depends on the location of the site (outside or inside) and the dimensions of the ceramic tiles.

It is recommended to contact the dealer and to follow the instructions of the manufacturer.

It is recommended to use a fine layer as opposed to a generous one.

It is recommended to use double the adhesive with those tiles which have one or more sides longer than 30cm. This technique is achieved by placing adhesive both on the tile setter and on the tile, completely covering their surface.

CUIDADOS ESPECIALES DURANTE LA COLOCACIÓN

Utilizar crucetas o estrellas de tamaño adecuado según la junta para mantener la ortogonalidad del montaje.

En colocaciones trabadas o a contrapunta se recomienda que esta no supere el 15% de la longitud del lado más largo.

Comprobar el material ya colocado cuando el adhesivo está todavía fraguando con el fin de corregir pequeñas variaciones.

SPECIAL CARE DURING SETTING

Use crosses or stars of the appropriate size according to the joint, in order to maintain the orthogonality of the setting.

If to be set in a brickwork style or at a counterpoint, it is recommended not to surpass 15% of the longest side.

Check the material applied while the adhesive is still setting, in order to correct small variations.

EL REJUNTADO

Las juntas son un elemento necesario para la conservación de las instalaciones.

Existen varios tipos de juntas en una obra:

A. Juntas estructurales:

Están diseñadas para absorber los movimientos de la edificación y siempre deben respetarse. Pueden ser tapadas con perfiles adecuados y llenadas con materiales indicados.

B. Juntas perimetrales:

En todas las uniones pared-suelo. El ancho mínimo será de 8 mm. y deben de estar vacías o rellenas con material deformable. Son disimulables con el rodapié o el azulejo de pared.

C. Juntas de colocación:

Es la separación que se deja entre las baldosas. Se considera colocación con junta cuando la separación es mayor o igual de 3 mm, y separación sin junta cuando es menor de 3 mm, debiendo dejar siempre una separación mínima de 1,5 mm.

Antes de iniciar el rejuntado, esperar que el mortero de agarre o el adhesivo este totalmente endurecido.

Las juntas tienen que estar limpias y exentas de polvo y partículas.

Efectuar el relleno o sellado de las juntas utilizando una llana de goma dura, sin dejar vacíos los desniveles.

Eliminar el exceso de junta de la superficie moviendo la llana diagonalmente a las juntas, cuando la mezcla este todavía fresca.

Retirar los residuos con la misma espátula.

Es importante consultar con el distribuidor para elegir la junta adecuada al tipo de baldosa y el color que se quiera utilizar por estética.

Siga siempre las indicaciones de su distribuidor COLORKER.

GROUTING

The joints are a necessary element for the conservation of the premises.

There are various types of joints in a site:

A. Structural Joints:

These are designed to absorb movements in the building and must always be respected.

They can be covered with adequate profiles and filled with the indicated materials.

B. Perimeter Joints:

All joints where the wall meets the floor. The minimum width will be 8mm and must be empty or filled with a deformable material. They can be concealed with the skirting board or the wall tile.

C. Setting Joints:

These are the spaces left between tiles. The setting will be considered to have a joint when the space between each tile is greater than or equal to 3mm. For spaces of less than 3mm, there is considered to be no joint. There should always be a minimum gap of at least 1.5mm.

Before starting to apply the grout around the tiles, ensure that the mortar or adhesive is completely hard.

The joints must be completely clean and free from dust and particles.

Refill or seal the joints with grout using a grout float of hard rubber, without leaving spaces or uneven levels.

Remove any excess grout from the surface by moving the grout float in a motion diagonal to the joints, while the mixture is still fresh. Remove any residue with the same spatula. It is important to consult the dealer when choosing the grout that is adequate for the tile and the colour that is the most aesthetically appealing.

Always follow the instructions of the manufacturer.

TERMINACIÓN DE LA OBRA

Una obra no está acabada hasta que no está entregada.

Limpieza de las juntas:

Respetando los tiempos del fabricante, limpiar con un trapo de hilo húmedo toda la superficie, incluido el rejuntado. Al secar puede quedar una capa o velo en toda la superficie, que puede ser limpiada con agua. No dejar pasar mucho tiempo para limpiar los restos de juntas.

Limpiar los restos de obra con productos adecuados.

Consultar con el distribuidor y nunca emplear productos que contengan Ácido Fluorhídrico HF.

Protección de las superficies realizadas para evitar impactos, abrasiones, etc.

El mantenimiento de las baldosas cerámicas es sencillo y cómodo.

Se pueden emplear productos específicos para cada tipo de baldosas respetando las indicaciones del fabricante de productos.

Consulte con el distribuidor.

Se aconseja al colocar, mezclar piezas de varias cajas. Verificar antes de colocar: Tonalidad, Calibre y Clase. No se admiten reclamaciones referentes al material colocado.

FINISH THE JOB

The job is not over until it has been fully completed.

Cleaning the joints:

Respect the times advised by the manufacturer, clean the whole surface with a damp linen cloth, including the grout.

When drying there may appear a veil or coating on the surface, this can be cleaned with water.

Do not wait too long before cleaning the remaining joints.

Clean the rest of site with the appropriate products.

Contact the dealer and never use products that contain Hydrofluoric Acid HF.

Protect the surfaces already set against impacts, abrasions, etc.

Maintenance of ceramic tiles is easy and convenient. Specific products can be employed for each type of tile. Carefully follow the instructions of both the manufacturer of the tiles and the manufacturer of the products. Contact the dealer for advice.

It is advised on having placed to mix pieces of several boxes. To check before placing the tonality, the calibre and the class. Are not admitted claims relating to the placed material.

CONSEJOS DE COLOCACIÓN

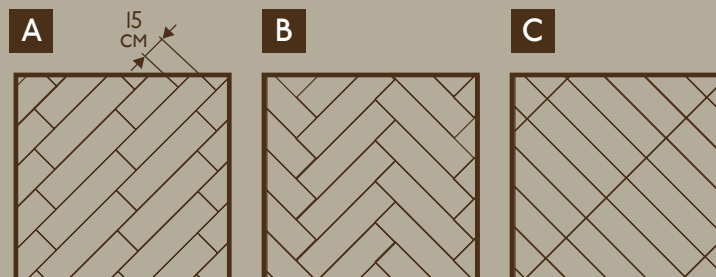
Advise of laying

PARA LAS SERIES DE MADERA

Para la correcta colocación de los productos cerámicos, es necesario que tanto las superficies HORIZONTALtas como verticales, estén completamente planas y sin presencia de residuos.

Como material de agarre se utilizarán cementos cola especiales para porcelánicos, aplicándose doble encolado en pieza y soporte, extendiéndose con llana dentada.

Por las características rectangulares de las piezas y similitud con la madera natural, se aconsejan las colocaciones siguientes:



FOR THE WOOD SERIES

In order to correctly lay the ceramic products, it is necessary to have HORIZONTALtal and vertical surfaces completely flat and without any residues.

For porcelain materials, special quick-drying must be used as the adhering material, using double spread gluing on both the piece and the stand, and applying it with a square notch trowel.

Due to the rectangular nature of the pieces and their likeness to natural wood, we recommend the following laying process:

PARA LOS ACABADOS METÁLICOS

USO: Pavimento y revestimiento. Zonas de tránsito moderado.

MANTENIMIENTO: Proteger de los agentes abrasivos externos y de la suciedad que se acumula en felpudos y escaleras.

Evitar contactos prolongados con ácidos.

LIMPIEZA

1. Barrer o aspirar la superficie de polvo o pequeños restos de suciedad.
2. Seguidamente fregar con una disolución de lavado utilizando un agente limpiador en la dosis recomendada por el fabricante.
3. Utilizando una fregona, se pueden dar dos pasadas: la primera, normal con mayor cantidad de disolución de lavado. Posteriormente, escurriendo más la fregona realizar una segunda pasada.

FOR METALLIC FINISHES:

USE: Surfacing and coatingModerate transit areas.

MAINTNANCE:

Protect from external abrasive agents and from dirt accumulated in doormats and stairs. Avoid long-standing contact with acids.

CLEANING

1. Sweep or vacuum dust and small bits of dirt from the surface.
2. Then, wash with a washing solution using a cleaning product with the mufacturer's recommended dose.
3. It's convenient to mop twice: the first time, with a higher amount of washing solution. Then, a second time, wringing out the mop further.

PARA LAS GRANILLAS PULIDAS:

USO: Pavimento y revestimiento. Zonas de tránsito moderado.

COLOCACIÓN:

1. Antes de la colocación, extender varias piezas para obtener una superficies mínima de unos 9 m², y comprobar el efecto estético final, usando piezas mezcladas de varias cajas.
2. No marcar con lápiz ni con rotulador la superficie de las balosas.
3. Para el corte del material se recomiendan máquinas eléctricas con discos para porcelánicos, refrigerado por agua para los cortes rectos y radial para los curvos.
4. Mientras dure la obra, proteger la superficie con cualquier medio adecuado para garantizar el brillo y evitar que se raye o deteriore.
5. Usar un cemento cola específico.
6. Para colocar e igualar las piezas usar una maza de goma blanca, nunca negra o gris.
7. En los rectificados se recomienda dejar una junta mínima de 0.5 mm.
8. Una vez rejuntado, limpiar la superficie inmediatamente con una esponja húmeda antes del endurecimiento definitivo del material de rejuntar.

LIMPIEZA:

Limpiar con un paño húmedo y alcohol de quemar las piezas después de su colocación.

Para su mantenimiento se recomienda usar una mopa seca sin aplicar productos cerosos.

FOR POLISHED FINISHES:

USE: Surfacing and coating. Moderate transit areas.

PLACEMENT:

1. Before placement, extend several pieces using different and mixed boxes to obtain a minimum surface of 9 sq. m, in order check the final aesthetic effect.
2. Do not mark the surface of the tiles with pencil or pen.
3. To cut the material watercooled electrical machines with disks for porcelain are recommended.
4. During the work, cover the surface with any appropriate means to protect the brightness and to avoid scratching or damage.
5. Use a specific adhesives for porcelain tiles.
6. To place and match the pieces use a white rubber hammer, never black or grey.
7. For rectified tiles a minimum joint of 0.5 mm is recommended.
8. After grouting, clean the surface immediately with a damp sponage before definitive hardening of grouting material.

CLEANING:

After placement clean with a damp cloth and denatured alcohol. For maintenance, it is recommended to use a dry dust cloth without applying any waxy products.

Colorlker no se hace responsable ante cualquier otro tipo de colocación.


Colorlker is not responsible for alternative methods used when installing this product.

EJEMPLOS DE COMBINACIÓN DE FORMATOS:

SOME EXAMPLES OF SIZE COMBINATIONS:


A continuación recomendamos algunos ejemplos de combinaciones de formatos indicando el porcentaje de piezas necesarias en cada caso.

Hereunder we recomend you some examples of different sizes combination showing the percentage of pieces needed in each case.

**1. VENETO***


(45 x 45 + 22 x 22 + 22 x 45)

- ◆ 45 x 45 = 58%
 - ◆ 22 x 22 = 14%
 - ◆ 22 x 45 = 28%
- (*). Recomendado instalar con junta de 5 mm. It is recommended to install with 5 mm joint

**2. STUDIO I / VÍA TERRA**


(60 x 60 + 19,7 x 19,7)

- ◆ 60 x 60 = 90%
- ◆ 19,7 x 19,7 = 10%

**3. VARIOS**


(60 x 60 + 30 x 60)

- ◆ 60 x 60 = 67%
- ◆ 30 x 60 = 33%

**4. WOODSOUL**

(119,7 x 19,5 + 119,7 x 14,5)

- ◆ 119,7 x 19,5 = 57%
- ◆ 119,7 x 14,5 = 43%

**5. ETERNAL WOOD / TUNDRA**

(89,3 x 22 + 89,3 x 14,5)

- ◆ 89,3 x 22 = 60%
- ◆ 89,3 x 14,5 = 40%

Colorker[®]
imagine a tile

Colorker®
imagine a tile



LOADING ADDRESS / EXPEDICIONES
Partida dels Plans s/n
12592 Chilches - Castellón - Spain

OFFICES / OFICINAS
Ctra. de Alcora, Km 21,3
12110 Alcora - Castellón - Spain

T. +34 964 36 16 16
colorker@colorker.com
colorker.com